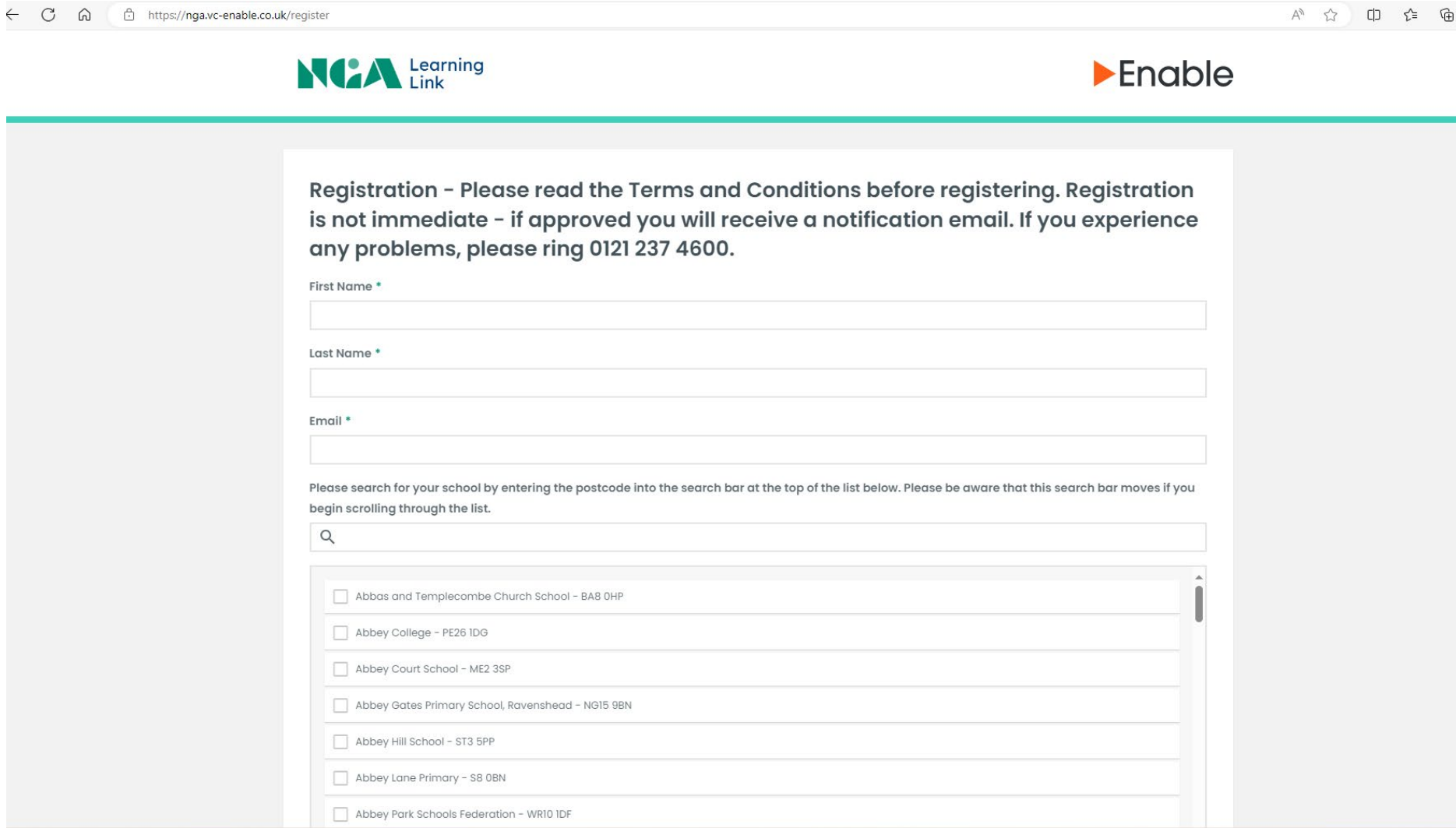


NGA Learning Link Registration

Step 1 – Go to [Registration - Enable \(vc-enable.co.uk\)](https://nga.vc-enable.co.uk) (or type in on your browser <https://nga.vc-enable.co.uk/register> which will take you to the Registration page.



Registration – Please read the Terms and Conditions before registering. Registration is not immediate – if approved you will receive a notification email. If you experience any problems, please ring 0121 237 4600.

First Name *

Last Name *

Email *

Please search for your school by entering the postcode into the search bar at the top of the list below. Please be aware that this search bar moves if you begin scrolling through the list.

Abbas and Templecombe Church School – BA8 0HP

Abbey College – PE26 1DG

Abbey Court School – ME2 3SP

Abbey Gates Primary School, Ravenshead – NG15 9BN

Abbey Hill School – ST3 5PP

Abbey Lane Primary – S8 0BN

Abbey Park Schools Federation – WR10 1DF

Step 2 – Fill in your form with your first name, last name, email address and school – use the search function to find your school.

Once completed, click 'Click here to confirm Registration'.

First Name *

Last Name *

Email *

Please search for your school by entering the postcode into the search bar at the top of the list below. Please be aware that this search bar moves if you begin scrolling through the list.

St Cuthbert's Catholic Primary School - Wigton - CA7 9HZ

Wigton Infant School - CA7 9JR

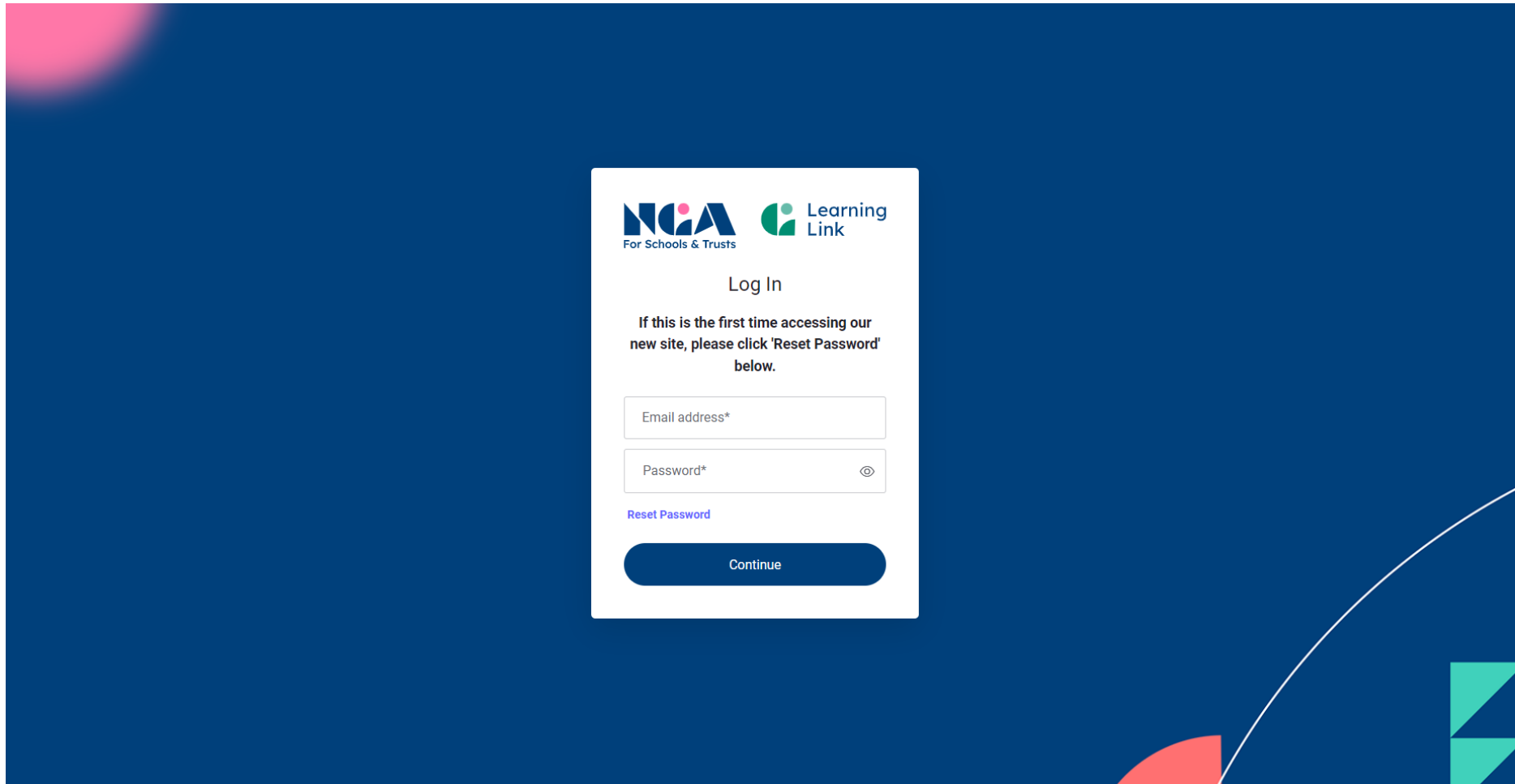
Tick here if you would like to receive news and resources from Virtual College
([Privacy Policy](#))

I consent to National Governance Association (NGA) Learning Link processing my data in order to deliver Learning Link services

In order to provide you with this service National Governance Association (NGA) Learning Link & Virtual College will need to process your personal data. Respective privacy information is available here:
[Virtual College](#)

Step 3 – Once you register, it will return you to the NGA login page.

Since it is your first time accessing the Learning Link, click 'Reset Password'.




NGA For Schools & Trusts **Learning Link**

Log In

If this is the first time accessing our new site, please click 'Reset Password' below.

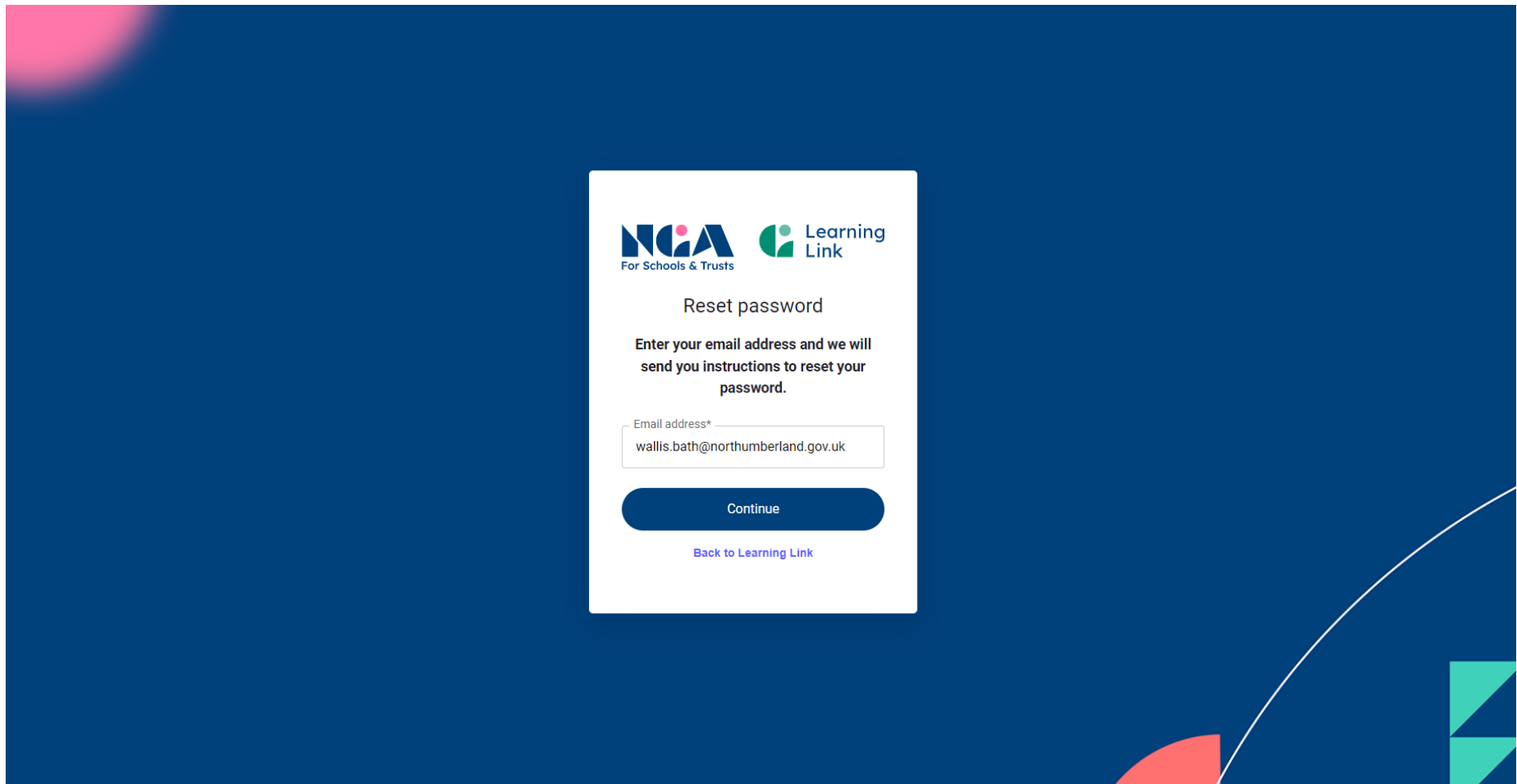
Email address*

Password* 

[Reset Password](#)

Continue

Step 4 – Type in the email you registered with and click 'Continue'



The screenshot shows a password reset form on a dark blue background. At the top left of the form area are the logos for NGA (For Schools & Trusts) and Learning Link. The main heading is "Reset password". Below this is a bold instruction: "Enter your email address and we will send you instructions to reset your password." There is a text input field labeled "Email address*" containing the email "wallis.bath@northumberland.gov.uk". Below the input field is a dark blue "Continue" button. At the bottom of the form is a blue link that says "Back to Learning Link".

NGA For Schools & Trusts **Learning Link**

Reset password

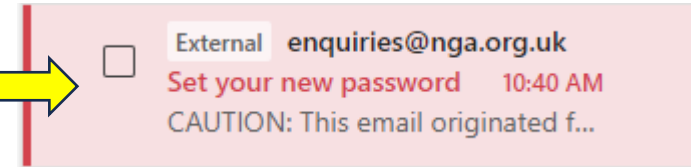
Enter your email address and we will send you instructions to reset your password.

Email address*
wallis.bath@northumberland.gov.uk

Continue

[Back to Learning Link](#)

Step 5 – Check your email – you will shortly receive an email from enquiries@nga.org.uk.



Open the email and click 'Click here' to reset your password.



enquiries@nga.org.uk

To: Wallis Bath

😊 Reply Reply all Forward

Mon 7/29/2024 10:40 AM

CAUTION: This email originated from outside of Northumberland County Council. Do not click links or open attachments unless you recognise the sender and know the content is safe.



Set your password

You have submitted a password change request.

If this wasn't you, you may have been added by your organisation admin and you are being invited to set your password for your new account.



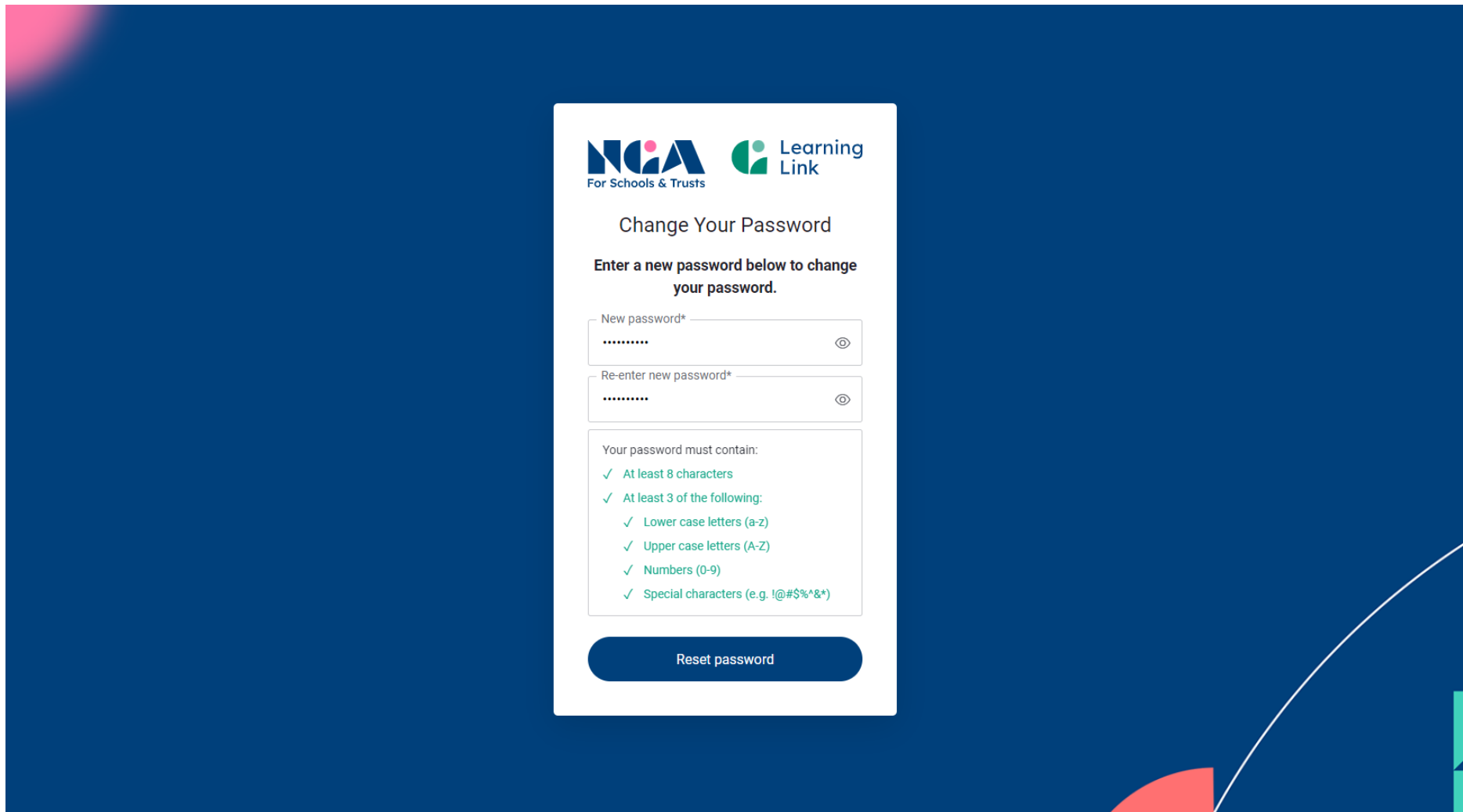
[Click here](#) to continue setting a new password.

If it wasn't you please disregard this email and make sure you can still login to your account.

National Governance Association

If you did not make this request, please contact us by replying to this mail.

Step 6 – Enter a new password and press 'Reset Password'



The screenshot shows a white form centered on a dark blue background. At the top left of the form are the logos for NGA (National Governors' Association) and Learning Link. The NGA logo includes the text 'For Schools & Trusts'. The Learning Link logo consists of a green circular icon with a white dot inside, followed by the text 'Learning Link'. Below the logos, the heading 'Change Your Password' is displayed. Underneath the heading is the instruction 'Enter a new password below to change your password.' There are two password input fields: 'New password*' and 'Re-enter new password*'. Both fields contain a series of dots and have an eye icon to the right, indicating they are currently hidden. Below the input fields is a section titled 'Your password must contain:' which lists five requirements, each preceded by a green checkmark: 'At least 8 characters', 'At least 3 of the following:', 'Lower case letters (a-z)', 'Upper case letters (A-Z)', 'Numbers (0-9)', and 'Special characters (e.g. !@#%*&*)'. At the bottom of the form is a dark blue button with the text 'Reset password' in white.

NGA For Schools & Trusts Learning Link

Change Your Password

Enter a new password below to change your password.

New password*

Re-enter new password*

Your password must contain:

- ✓ At least 8 characters
- ✓ At least 3 of the following:
 - ✓ Lower case letters (a-z)
 - ✓ Upper case letters (A-Z)
 - ✓ Numbers (0-9)
 - ✓ Special characters (e.g. !@#%*&*)

Reset password


Step 7 – Return to the NGA login page - [Log in | Website \(nga.org.uk\)](https://nga.org.uk) and type in your email and new password

NGA For Schools & Trusts **Learning Link**

Log In

If this is the first time accessing our new site, please click 'Reset Password' below.

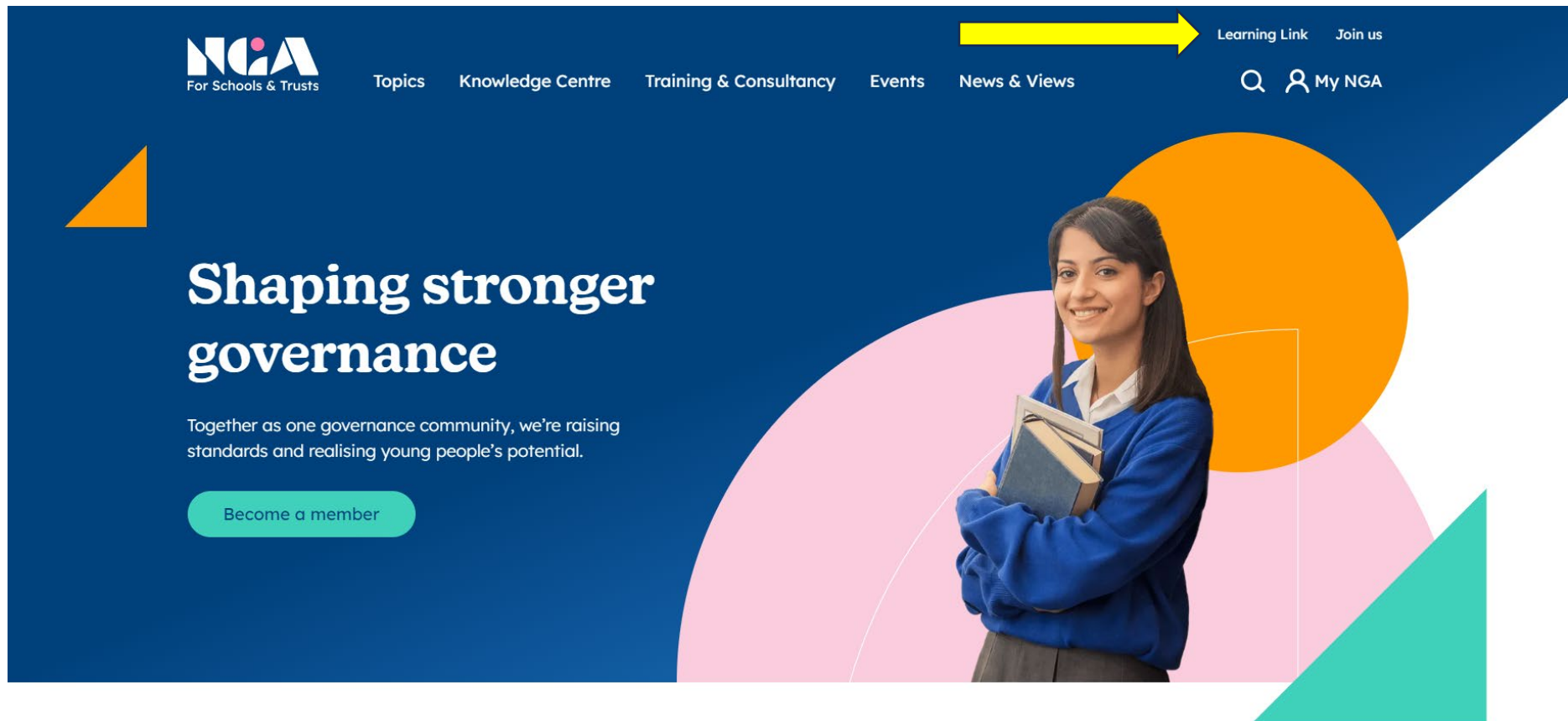
Email address*
wallis.bath@northumberland.gov.uk

Password*
***** 


[Reset Password](#)

[Continue](#)

Step 8 – Once you are logged in to the NGA website – click 'Learning Link' at the top right of the page



The screenshot shows the top navigation bar of the NGA website. On the left is the NGA logo with the tagline "For Schools & Trusts". The navigation menu includes "Topics", "Knowledge Centre", "Training & Consultancy", "Events", and "News & Views". On the right, there are links for "Learning Link" (highlighted with a yellow arrow), "Join us", a search icon, and "My NGA". Below the navigation bar is a large blue banner with the headline "Shaping stronger governance" and the subtext "Together as one governance community, we're raising standards and realising young people's potential." A teal button labeled "Become a member" is positioned below the subtext. The banner also features a photograph of a smiling young woman in a school uniform holding books, set against a background of large, overlapping circles in orange, pink, and teal.



Step 9 – You are now on Learning Link! Make sure to save the link for easy access / log in in future – [Dashboard - Enable \(vc-enable.co.uk\)](https://vc-enable.co.uk)

To access training modules, click on 'Learning' – you will find a range of online modules. If you are unsure of where to start, contact your SGDPO who can send you the Learning Link 'Development Journey' guide to support you through the core modules and modules specific to your role etc.

The screenshot displays the NCA Learning Link dashboard. At the top, there is a navigation bar with links for 'Dashboard', 'Learning', 'Awards', and 'Groups'. On the right side of the navigation bar, there are icons for help, notifications (showing 32), and a user profile. The main header features the 'NCA Learning Link' logo on the left and the 'Enable' logo on the right. Below the header, there are three circular icons representing 'Learning', 'Awards', and 'Groups'. The central area contains a grid of eight promotional cards:

- Card 1:** Browse the full range of the available Learning Link modules here!
- Card 2:** Introduction to clerking programme. Discover our new suite of modules designed for governance professionals.
- Card 3:** Download a PDF containing a full list of the available modules.
- Card 4:** Find out more about NGA Membership.
- Card 5:** Find out more about NGA's training and development services.
- Card 6:** Welcome to Learning Link. Need help navigating the platform? Watch this short video!
- Card 7:** Your development journey. Plan your learning journey with these lists of suggested modules.
- Card 8:** Development for Chairs and Governance Professionals. Sign up for chair and clerk development programmes.

At the bottom of the dashboard, there are links for 'Terms & Conditions' and 'Help & Support'. The footer includes the 'Virtual College by Netex' logo and the copyright notice 'Copyright © 2024 Virtual College'.