



SEND Capacity and Place Planning Strategy 2023-2027

Contents

Section 1	Overview: the need for additional specialist provision.....	3
Section 2	Overview: the need for additional Alternative Provision	11
Section 3	Recent Capital Projects to increase SEND provision in Northumberland	15
Section 4	Methodology for developing capital projects to meet future Growth	17
Section 5	School Partnerships – Current provision and SEND forecasts	21
Section 6	Ideas/models to increase Specialist School Capacity and Proposed Timescales for Implementation	45
Section 7	Funding.....	49



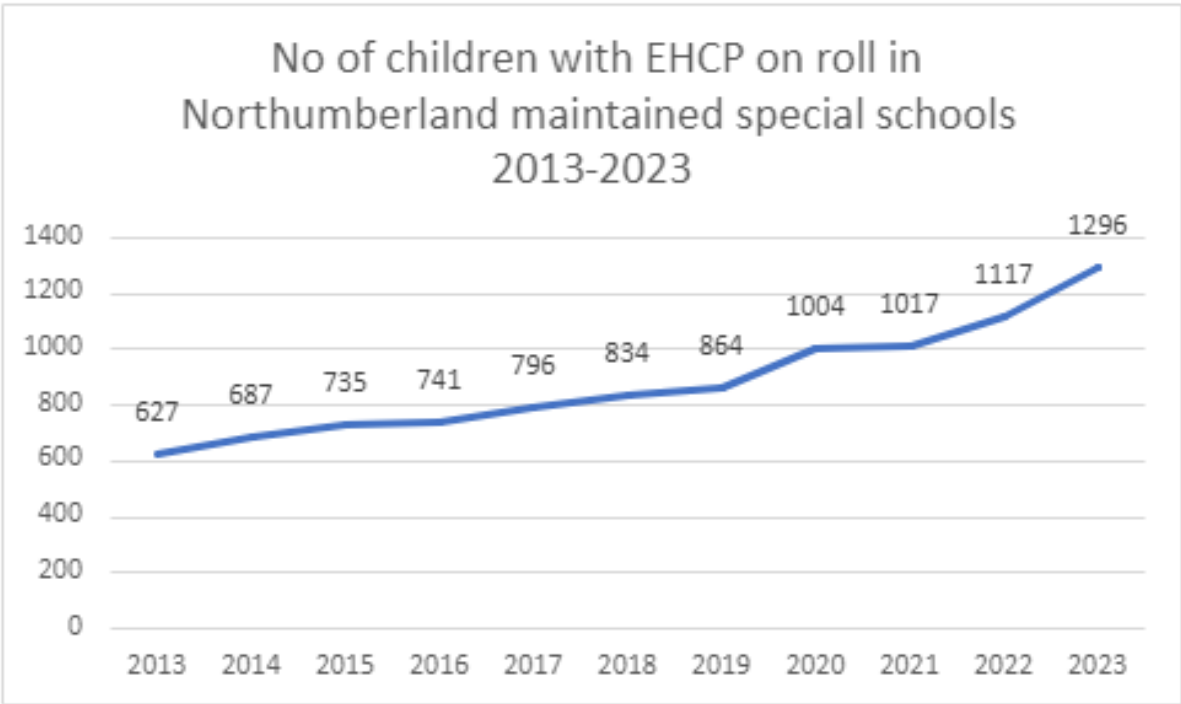
Section 1

Overview: the need for additional specialist provision



In the first version of the Northumberland, SEN and Place Planning Strategy published at the end of 2022, we stated that the number of children and young people allocated an Education and Healthcare Plan had been increasing steadily since 2013. Significant capacity to many of the County’s nine special schools has been added year on year in each of the past 10 years. The average annual rate of increase in EHCPs has run at between seven and nine percent over the last ten years, with the exception of 2020 and 2023 which both increased by 16% on the previous year’s figures.

Table 1 –Number of pupils on roll in Northumberland Special Schools 2013-2023



There were now more than twice the number of children and young people with an EHCP in Northumberland in 2023 than there were in 2013, with capacity in some specialist provisions having to grow to meet demand. The demand from parents for their children to be educated within special school provision both in and out of the county continues to be a contributing factor in the rise of EHCP numbers.

Table 2 shows the number of students attending individual maintained special schools and academies in Northumberland using October Census numbers. While additional capacity has been created with the opening of Gilbert Ward Academy in September 2023 and at Cleaswell Hill and NCEA Castle Schools since the previous version of this strategy, it highlights the growing need for specialist provision year on year in the county.

Table 2 – Number of students attending Northumberland Special Schools by year 2014 - 2024

School	Special School Numbers										
	2014	2015	2016	2017	2018	2019	2020	2021	2022	2023	2024
Barndale House	37	40	36	38	40	37	46	48	59	70	
Barndale House (including Barndale by the Sea)											85
Cleaswell Hill	148	154	161	173	175	181	187	188	194	229	253
Collingwood School and Media Arts College	127	142	136	136	145	144	197	201	232	277	291
Cramlington Hillcrest	56	58	61	72	81	88	99	100	109	110	114
Emily Wilding	50	54	58	64	71	78	72	75	75	90	94
Gilbert Ward										26	50
Hexham Priory	65	76	77	88	96	99	113	113	120	119	122
NCEA Castle						102	99	99	111	134	158
NCEA Unit	98	98	98	98	98						
The Dales	72	77	76	88	89	98					
The Dales (including Ashdale)							144	148	169	191	212
The Grove	34	36	38	39	39	37	47	45	48	51	53

Furthermore, the number of SEND places commissioned in the independent sector has risen again in 2023 to 229; this represents an average annual percentage increase of 3.5% since 2017. The Council's aim through this strategy and other measures is to decrease the number of places commissioned with independent providers over time, but until sufficient and appropriate capacity is

created within maintained schools and academies, places in the independent sector may continue to be required especially where the needs of some students are such that they could only be met by highly specialised independent provision. Places commissioned at specific independent provision between 2017 and 2023 is set out at Table 3.

Table 3 – Independent and non-maintained SEND settings showing number of Northumberland resident students on roll 2017-2023

School	2019	2020	2021	2022	2023
Appletree School	2	2	1	0	0
Ashbrooke School	0	0	0	0	1
Azure Charitable Enterprises	3	2	2	2	48
Buzz School and College	20	22	25	43	53
Dilston College	1	1	1	0	0
GUST	28	26	28	29	22
Howard House	0	3	5	3	4
Highcroft School	0	0	0	0	1
High Peak	1	1	1	1	0
ID Academy	0	3	3	5	0
Kirby Moor School	6	8	9	11	11
Nisai Virtual Academy Ltd	2	5	3	3	0
North East Autism Society - Thornhill Park	2	2	2	2	2
North East Centre for Autism - Aycliffe	1	1	1	1	0
Northern Counties School	23	22	21	20	21
Nunnykirk School	45	41	46	35	0
Parkside House School	17	19	14	15	17
Peartree Project	1	1	4	4	3
Percy Hedley College	7	9	6	7	6
Percy Hedley School	23	20	17	13	12
Priory Fieldfare	0	1	1	0	0
Rosewood Independent School	0	0	13	18	21
Spark of Genius - Caledonian School	0	0	1	1	2
Spark of Genius - Harbour Point School	3	2	3	0	1
Talbot House School Newcastle	15	11	7	5	2
The Grange Learning Centre	0	0	0	0	1
Woodlands School	0	0	0	0	1
TOTAL	200	202	214	218	229

Note - Nunnykirk School closed in August 2022; schools highlighted new to commissioning by NCC

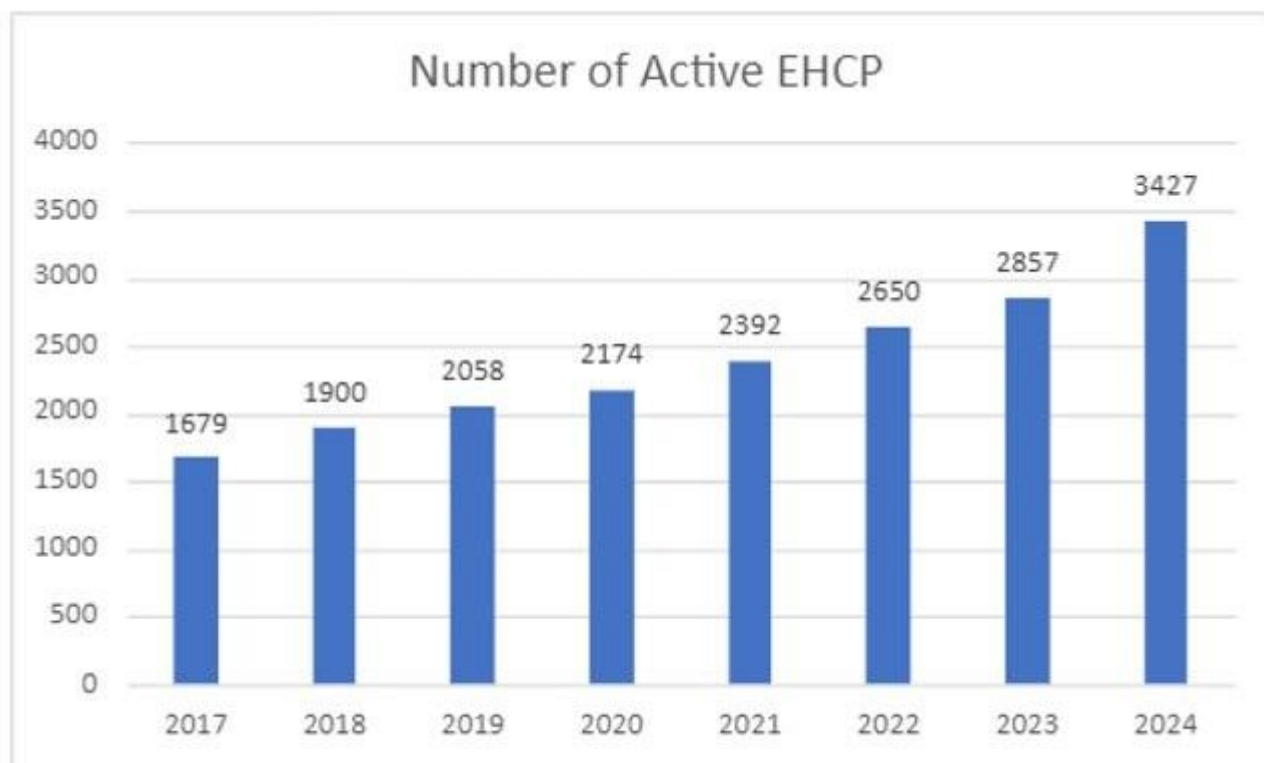
Nationally there continues to be significant and increasing financial pressure on mainstream schools in supporting SEND provision, not least due to expectations on schools to fund the first £6k of support for each SEND learner with an EHCP in the face of increasingly complex student needs.

In particular there continues to be a significant increase in the number of children and young people who have been identified with a primary special need of autism (ASD) and/or social emotional and mental health (SEMH) needs. In Northumberland, the additional capacity created through the opening of Gilbert Ward Academy (special free school) for secondary age young people who have autism and social, emotional and mental health needs in September 2023 has been

welcomed but additional capacity is still needed to meet the needs of this growing cohort of children and young people closer to their home communities in line with the Council’s policy.

The number of current EHCPs for which the Council has responsibility in relation to students attending mainstream and specialist provision has continued to grow. The data shown in Table 4 shows that growth between 2017 to 2023 (up to submission of the SEN2 return) increased at a rate of around 9% per annum, but has already grown 20% from 2023 to January 2024. Between 2017 and 2024, this represents a growth in active EHCPs of 204% in Northumberland; nationally, growth between 2016 and 2023 was 64%¹

Table 4 – All students resident in Northumberland with an EHCP

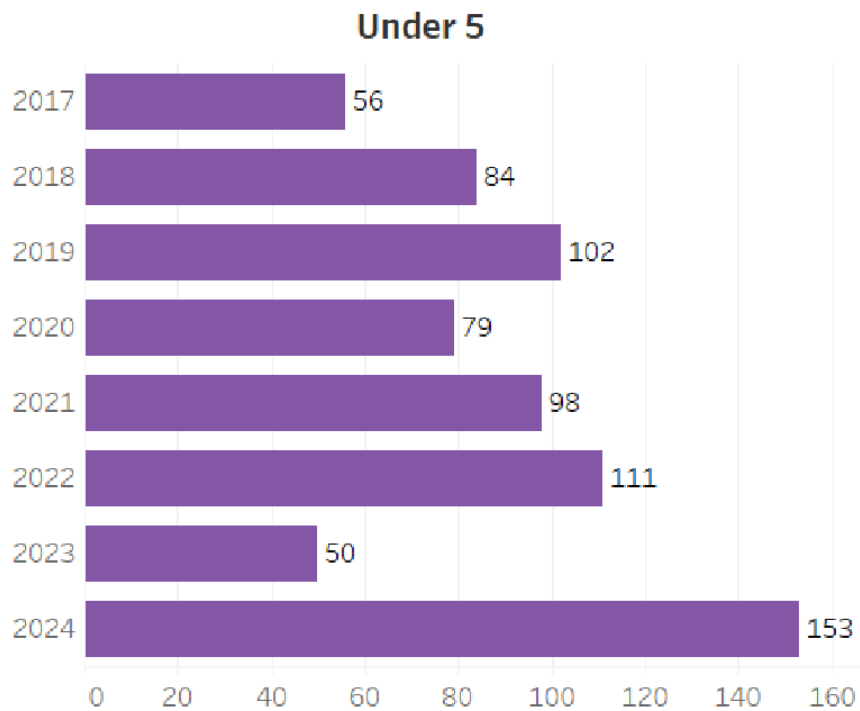


In Northumberland, the proportion of children under 5 with an EHCP has grown from 4% of the total number of students with an EHCP in 2022 to 4.5% of the total as at January 2024.

However, the growth in the number of EHCPs issued to this age group between January 2022 and January 2024 rose by 39%, which makes it the age group to have seen the largest percentage growth in that time period.

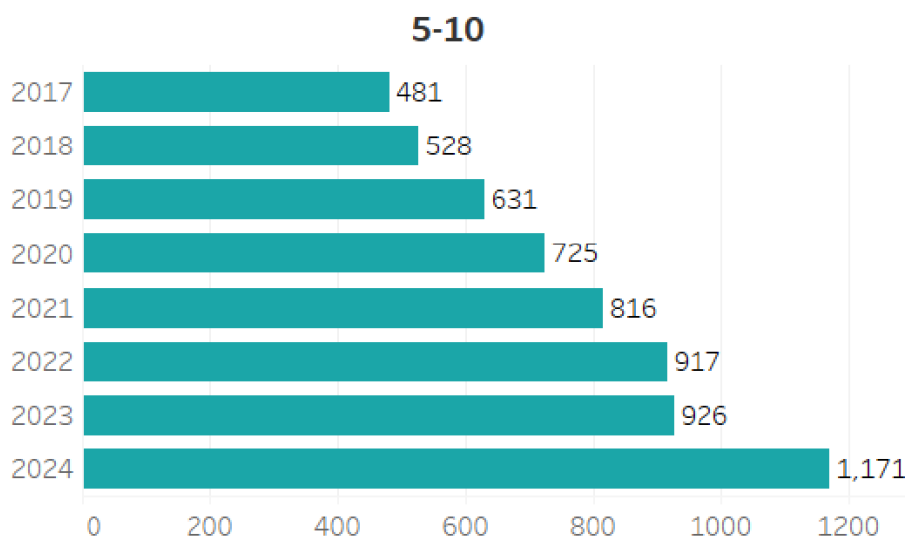
¹ Source education statistics servicegov uk

Table 5 – Students aged under 5 resident in Northumberland with an EHCP – January 2024



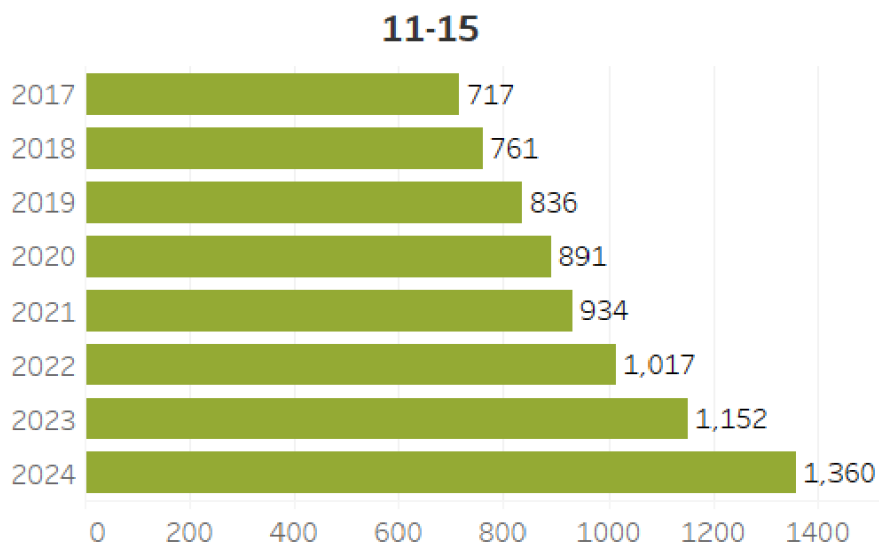
Children in the five to ten age group have shown a steady increase since 2017, however there has been a sharp increase from 917 in January 2022 to 1,171 in January 2024, an increase of 28%. However, the proportion of students in this age group with an EHCP as part of the total number of students with an EHCP has fallen slightly to 34%.

Table 6 – Students aged 5-10 resident in Northumberland with an EHCP – January 2024



40% of the total number of students with an EHCP are in the 11-15 age bracket, making it the largest group. Between 2022 and January 2024 the number of students with an EHCP in this age group grew by 34%.

Table 7 – Students aged 11-15 resident in Northumberland with an EHCP – January 2024

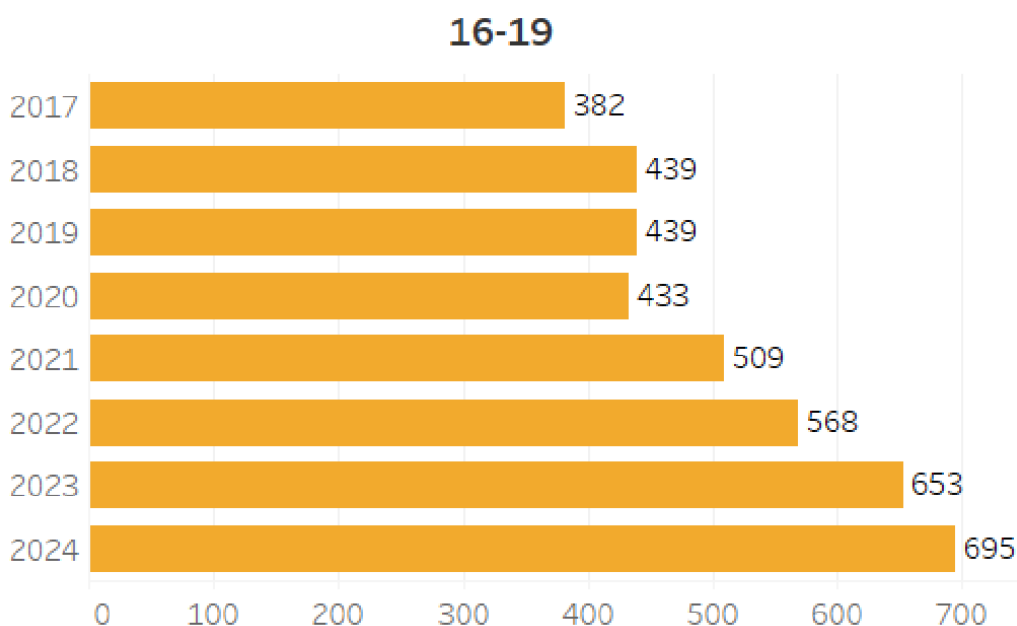


Specifically in relation to the age five to ten group and the age 11-15 group, some of the increase in allocation of EHCPs is due to the fact that the Council no longer has top up funding (provision of funded support in school without an EHC needs assessment or EHCP), as this has been replaced with STAR (Short Term Additional Response) funding, which is time limited. Those with top up funding are being reviewed, where the decision will be made whether to cease funding or apply for an EHCP. Another factor is the increase in demand from schools for additional funding, driven by

pressures on school budgets. However, whereas there had been fewer children in mainstream schools with EHCPs in the primary phase than in the secondary phase, as can be seen from the previous two charts, the gap has reduced significantly in the last two years.

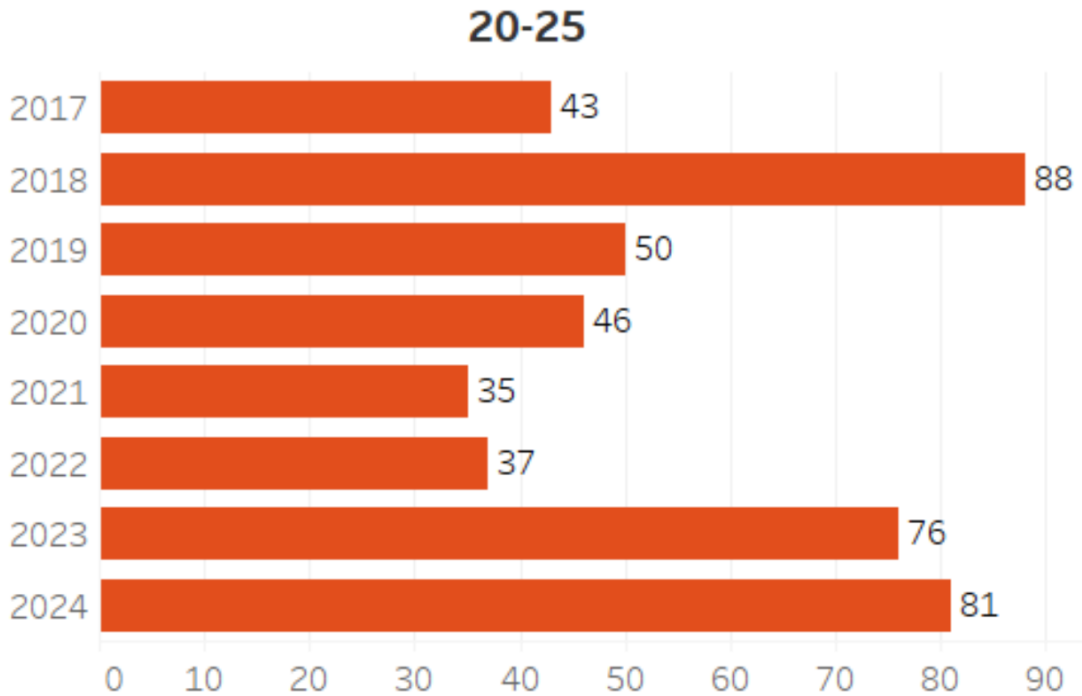
The number of EHCPs allocated to students aged 16-19 has grown by 22% between January 2022 and January 2024. This age group represents 20% of the total number of students with an EHCP, which is a slight reduction from 2022.

Table 8 - Students aged 16-19 resident in Northumberland with an EHCP – January 2024



While the age 20-25 group represents only 2% of the total number of young people with an EHCP, this has grown from 1.4% in 2022. This is due to growth of 219% in the number of EHCPs issued to young people in this age group between January 2022 and January 2024, although in terms of actual numbers this represents 37 issued in 2022 compared to 81 in 2024.

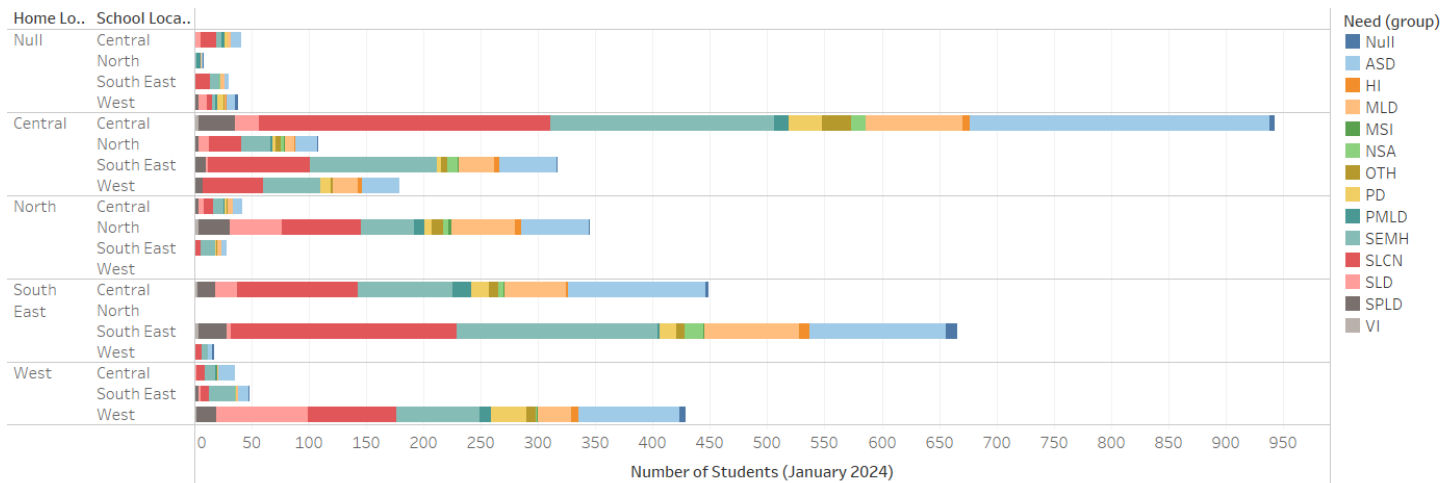
Table 9 - Students aged 20-25 resident in Northumberland with an EHCP – January 2024



A particular issue within the context of the size of Northumberland and the location of specialist provision, are the distances that many children with SEND have to travel to attend suitable provision. Table 10 shows where children on roll in a special school in Northumberland live compared to where they have to travel for their education (see following graph):

Table 10 – SEND student residential area compared to school location

Home - School Location Primary Need - January 2024



Distinct count of Stud Id for each School Locality broken down by Home Locality. Color shows details about Need (group).

Table 10 identifies in which area of the County (North, Central, South East and West) children with an EHCP on roll in mainstream and Special Schools reside compared to where they travel to receive their education. It indicates that while most students with an EHCP appear to be educated within their home area, there are still significant numbers of students travelling to other areas or out of county for their education. The proportion of children denoted with 'null' in the above graph shows those children living in the various parts of the county who are educated out of county.

The continuing annual growth in the number of students placed in special schools has also had a consequential significant impact on the Council's Home to School transport budget.

However, the rate of this increase has grown sharply in the last three academic years to 2023/24 in particular, with the cost of SEND home to school transport 50% higher in 2023/24 than in 2019/20, as can be seen from the figures set out below:

Year	Expenditure
2019-20	£5,572,451.40
2020-21	£5,814,729.67
2021-22	£6,910,475.07
2022-23	£9,255,193.67
2023-24	£11,035,378.60

Section 2

The need for additional Alternative Provision

2

The [Northumberland Strategic Inclusion Strategy Promoting Inclusion and Preventing Exclusion Strategy 2022-2026](#) sets out the Council's key priorities and programme for reducing exclusion from education and ensuring all Northumberland's early years' settings, schools and Post 16 providers are inclusive and able to meet the needs of their local communities to ensure improved experiences and outcomes for all children and young people.

However, it is inevitable there will always be situations where a decision is made by a school or academy to exclude a student on a fixed-term or permanent basis. In line with the Council's objective to ensure mainstream education is provided within or as close as possible to the home communities of all students, it also has an objective to provide Alternative Provision within or as close to the home communities of this vulnerable group of students. In line with its general population, the majority of students are located in the South East of the county, consequently that is where the majority of Alternative Providers are located: given the rural nature of the vast majority of Northumberland, a key challenge for the Council is to provide Alternative Provision across the whole of the county that is high quality, viable and sustainable.

Given the link between excluded students and identified or unmet SEN needs, the identification of additional quality and viable Alternative Provision across Northumberland has now been incorporated into the consultation programme set out in this strategy. This will enable a joined-up approach in discussions with schools about both SEN provision and Alternative Provision in order to identify partnership and locality-based solutions.

Tables 11 and 12 below show the total number of students residing in Northumberland who were educated in Alternative Provision at some point within the given academic year 2021-22 and 2022-23. The tables also present the total number broken down into the commissioning organisation as follows:

- Permanent Excluded (PEX) – Commissioned by The Local Authority
- Prevention – school/academy commissioned places.

Table 11 – Students residing Northumberland attending Alternative Provision 2021-22

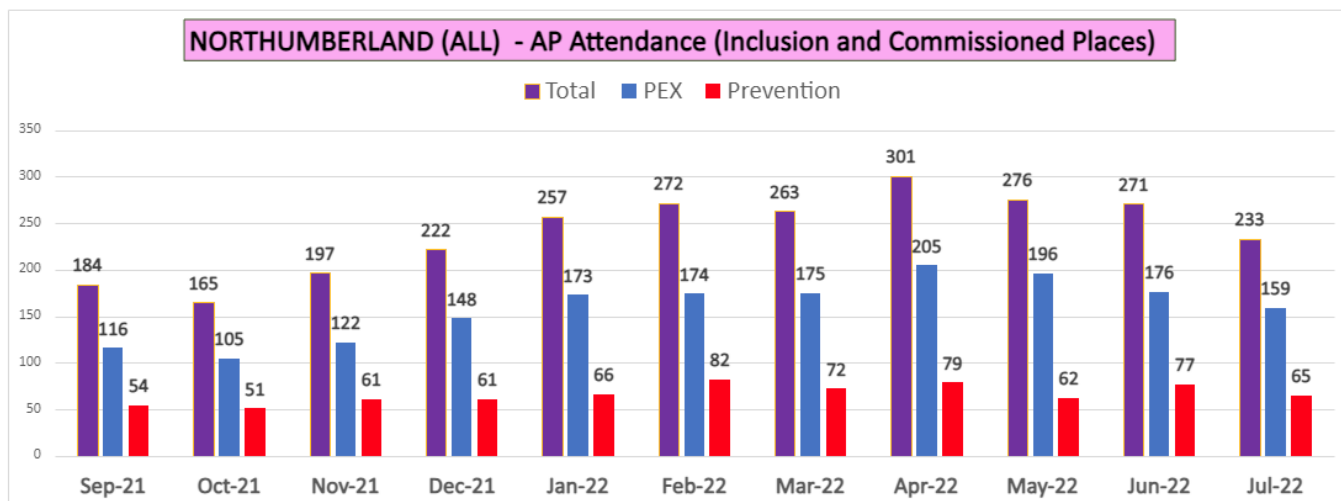
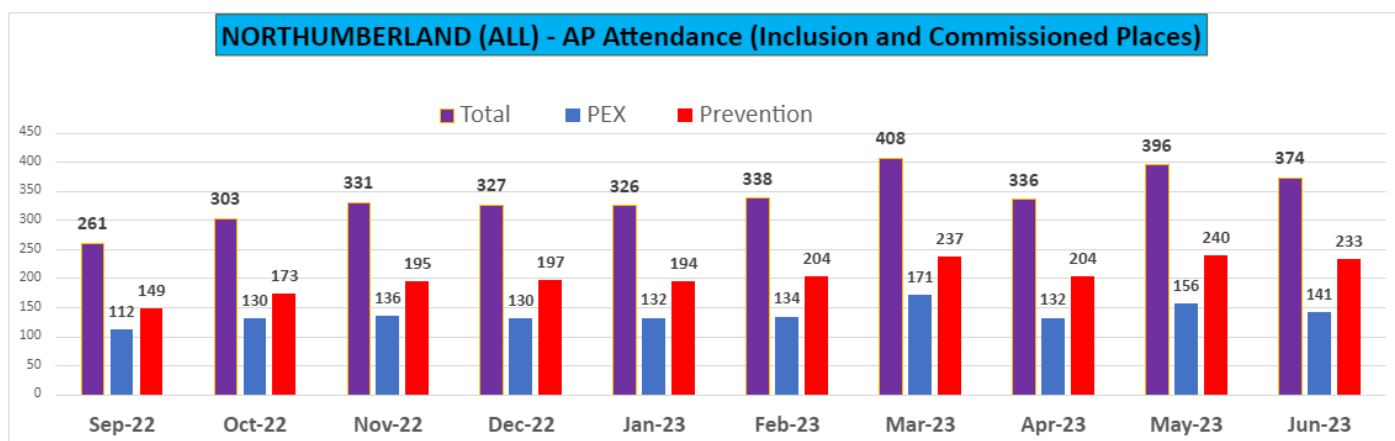


Table 12 – Students residing Northumberland attending Alternative Provision 2022-23



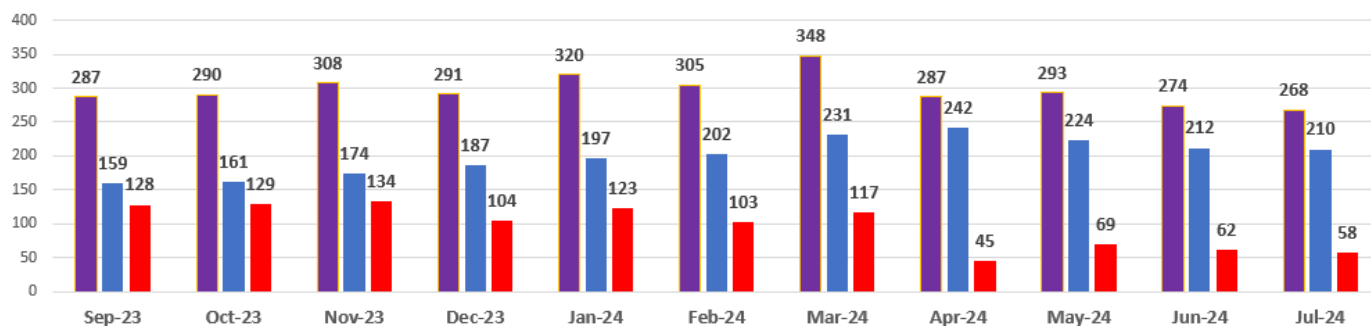
Comparison of Table 11 with Table 12 demonstrates that each month of academic year 2022/23 showed an increased number of students in AP compared to its equivalent month in 2021/22. The need to commission increased AP has led to more schools and academies commissioning provision, hence the increase in the number of places commissioned under the 'Prevention' column in 2022/23. Available data for 2023/24 so far indicates that while AP places

commissioned in September had increased compared to September 2022/23, in fact the number of places commissioned in October and November had decreased compared to the equivalent months in 2022/23. However, it is too soon to draw conclusions as to whether this represents a genuine fall in AP commissioned places for 2023/24 overall.

Table 13 – Students residing in Northumberland attending Alternative Provision 2023-24

**NORTHUMBERLAND (ALL) - AP Attendance
(Inclusion and Commissioned Places)**

■ Total ■ PEX ■ Prevention



Commissioning Arrangements

At the time of drafting this strategy there are 18 providers on the Local Authority's alternative provision framework, although there are new providers joining the framework all of the time. Currently we do not have any full-time registered providers on the framework, but the aim of this strategy is to work with our local schools and academies to grow capacity to meet the needs of those children either at risk of PEX or for those who have been permanently excluded from mainstream education. We see our schools as the solution to developing alternative curriculums to ensure that the needs of this cohort of pupils can also have their education needs met as close to home as possible.

Alternative Provision in Northumberland – Survey to determine current and expected need (March-April 2024)

To assist with planning future need, a survey was carried out from 3 March to 26 April 2024 with all maintained mainstream schools and mainstream academies in the county to determine the current and existing need for AP; the 'Virtual School' (which supports and monitors the education of Looked After Children (LAC)) was also included. Of these 158 schools surveyed, 39 responded. However, 50% of the 14 middle schools responded and 73% of the high/secondary schools responded, which is reflective of the fact that the use of alternative provision increases significantly on the secondary years.

When asked whether they had any internal or specialist provision on their school sites, only six schools said yes, which together provide 78 full-time places across the county. The schools

identified the primary needs of the students these provisions support st SEMH and ASD. Three of these provisions are specialist support bases in primary or first schools, while the other provisions are in three high schools and two middles – however, it should be noted that the two middles and one of the high schools share their provision as they are in a federation.

When the schools/academies were asked whether they would have capacity within their buildings to establish an internal or specialist provision on site, only 13 replied yes. Seven of these were secondary/high schools, four were first/primary schools and two were middle schools. Schools/Academies were further asked if they would be open to exploring the possibility of establishing a specialist unit/support base on their site and 21 (54%) said yes. Furthermore, of these schools/academies, 19 said they would be open to places being commissioned with them by the Council or other schools.

29 schools responded that they currently use AP to support pupils on roll at their schools; 11 of these were first/primary schools; six were middle schools (equivalent to almost 50%) and 11 were high/secondary schools (equivalent to 73%). At the time of the survey, these schools were commissioning 73 full-time places and 79 part-time places at AP between them. Around 90 of these students also required transport.

Schools were also asked their views on the current AP provision in the county in relation to accessibility, quality and cost. The main comments were:

- Too expensive
- Variably cost and quality
- Not enough provision in the west of the county
- Satisfied with quality of provision

When asked whether schools had needed to use AP but hadn't been able to find suitable provision, 29 said yes. 17 schools felt provision was lacking at KS3, 13 felt it was lacking at KS2, 10 felt KS4 was lacking, seven felt EYFS and key stage 1 was lacking and six felt all primary key stages were lacking. 30 schools felt that there was a need for more full and part-time places. 34 of the schools who responded believe that their demand for AP places is likely to increase in the future.

Most schools (26) felt that the primary need they most needed AP for in the future was SEMH; six felt ASD was the need they most required provision. When asked would the increased demand for AP be better managed by providing a school-based/managed full-time registered provision or a part-time unregistered provision run by an external provider, 35 of the schools who responded to the survey said school-based/managed full-time registered provision.

A number of the schools/academies are responding themselves to the increasing need for AP and are developing on-site models or in talks with the Council about how such provisions could be established and ran cost-effectively.

Section 3

Recent Capital Projects to Increase SEND Provision

3

In late 2017, the Council consulted on its Vision and Strategy for children and young people with SEND for 2017 to 2020 which formed the basis of the Northumberland SEND strategy at that time. Following the 2017/18 consultation the council committed to develop models and focus the council's resources it was proposed to consult based on the areas of greatest need.

The priority area for expansion was identified as the south-east and central areas of the county. These areas of the county continue to see the greatest increase in demand for places in our special schools. At that time, it was proposed to grow capacity at Cleaswell Hill Special School in Guidepost, Collingwood Special School in Morpeth, Hillcrest Special School in Cramlington and The Dales Special School in Blyth.

Following on from this, in June 2021 the "Northumberland Local Area Strategy for Children, Young People and their families with Special Educational Needs and/or Disabilities 2021-2024" was developed and published. One of the key principles of the new SEND Strategy is to:

- ***Develop high quality inclusive provision with every child/young person having access to a good school that is as close to home as possible;***

This principle aligns exactly with the purpose of this SEND Capacity and Place Planning Strategy, the key focus of which is to grow specialist provision within Northumberland to ensure children with SEND are educated as close to home as possible in high quality education establishments.

The findings from the original consultation in 2017/18 established clear support from parents and carers for creating specialist units on mainstream school sites, particularly those in the west and the north areas of the county where there is the least concentration of pupils. Over the last 7 years, many capital works have been carried out or are in train to increase SEND capacity in Northumberland, and with the roll-out of the programme set out in this strategy, the pace and extent of provision has been increasing. The following capital schemes have been completed or approved for implementation since 2017:

- A 50 place satellite site of The Dales School (Ashdale) was created in Ashington; this high-quality unit was developed in a former sixth form provision and was nominated for an industry recognised building award.
- A 32 places capital scheme was undertaken at Hexham Priory Academy School through expansion on the current site, providing much needed additional provision for students in the West of the county.
- A capital scheme has provided an additional 10 places at Hillcrest Special School in Cramlington.
- A former Children's Centre on the Collingwood site was refurbished to create specialist Sixth Form accommodation thereby allowing an increase in capacity of 12 to 16 pupils.



- An Additionally Resourced Provision (ARP) was completed at Astley High School in early 2021, with specialist provision now on site for up to ten students with ASD and those with emotional vulnerability needs.
- A capital scheme to provide an ARP at Seaton Sluice First School was completed with provision for up to 12 pupils aged 4-9 with a broad range of needs, including ASD, Communication and Interaction, and Moderate Learning Difficulties (although this provision has now developed into Specialist Support Base).
- As well as a change to its age range to 11 to 16 (Key Stage 3 and Key Stage 4), the Council's Pupil Referral Unit (PRU) relocated to the former building of Emily Wilding Davison School in Seghill, in October 2022. The PRU was initially funded for 40 places but would be able to grow to 60 places if demand arises.
- The Council's successful bid to the DfE for a specialist provision free school has seen the opening of Gilbert Ward Academy in September 2023; the academy will eventually provide up to 80 places for children with social and emotional mental health issues (SEMH) and autistic spectrum disorder (ASD). The school will welcome its second intake in September 2024.
- Council approval has been given for the creation of a 50-place satellite of Barndale House to be called Barndale by the Sea in Amble; opening in a shared building/site with Amble Primary School in September 2024, this provision will enable students living in the Coquet Partnership area with SEN primary needs in SEMH, ASD, SLCN and MLD to access specialist provision within and closer to their home communities.
- In July 2023, Council approval was also given for the creation of a 30-place primary SEN Unit at St Mary's CE Primary School (as it will be) opening in September 2025. At the same time, the proposal of the Trustees of Berwick Academy to open a 40-place secondary SEN Unit on site was approved by the Regional School Commissioner, which will open in September 2026. Both units will support students with primary needs in SEMH, ASD, SLCN and MLD.
- NCEA Castle School has been able to reconfigure its internal spaces, which has enabled it to expand its capacity to 135 places
- The Council supported a capital scheme to refurbish the Sycamore Centre in Guidepost which has added a further 30 places to Cleaswell Hill Special School from September 2023.
- In September 2023, Collingwood School opened a satellite site called The Woodlands at the former PRU building at Hepscoth Park in Morpeth which the school refurbished, creating provision for up to 40 places for students with primary needs in SEMH and ASD.

Specialist Support Bases

While the existing special schools in Northumberland have responded positively to the need to grow capacity in the face of increasing need from students and another special school has opened, it is understood that the demand for growth in specialist provision cannot be met only through the continuing expansion of special schools or through opening more new special schools.

Another strand of the Council's strategy is to increase specialist provision within mainstream schools to support the changing needs of their local community of students and to enable more students to receive appropriate provision within their own community for as long as possible. Several 'specialist support bases' have been piloted in the County since 2022 within a number of primary and first schools, with financial support to initiate the provisions provided by the Council:

- Cambois Primary
- Mowbray Primary
- St Mary's First School, Berwick
- Central Primary
- Newsham Primary
- Northburn Primary
- Red Row Primary
- Seaton Sluice First.

The rationale for the bases is to retain students with special educational needs, including those with EHCPs, within their local schools but with the offer of the relevant specialist provision according to the needs of the individual student. For example, this could mean that some students are able to spend part of their day within the support base and part of it within mainstream classes, while other students may spend their whole time within the base.

Going forward, it is the intention that this initiative will form part of this SEND Capacity Strategy and that more schools will be encouraged to open specialist bases, where there is a local need. The establishment of specialist support bases within the secondary phase will be a key focus for development and will be included as part of the consultation process with school partnerships as the strategy is rolled out across the county.

Section 4

Methodology for developing capital projects to meet future growth

4

The methodology used to identify the need for additional SEND capacity across Northumberland is based on a 3-step approach:

- A. Annual SEND Forecasting at county and partnership levels, developed from the current mainstream pupil forecasting process:
- B. Annual SENCo survey for data on current cohorts in first, primary and middle schools:
- C. Partnership workshops to review local data and discuss potential solutions.

As stated in Section 1, there is a need to develop additional AP provision within Northumberland, and this will now be included in consultation with school partnerships as part of strand C above.

Annual SEND Forecasting

The process used for mainstream pupil forecasting, which uses past pupil numbers and planned housebuilding to predict future pupil numbers, has been adapted for use with SEND data. The current Northumberland level forecasts by year group for pupils with ASD as a primary need and pupils with SEMH as a primary need at the county level are set out in Tables 14 and 15 and have been updated for this version of the strategy. This data is based on the number of students for whom the Council has responsibility for the EHCP and who have a primary need in SEMH or ASD; this includes students on roll in a mainstream or special school.

As this is still a relatively new method of forecasting SEND data for Northumberland, these forecasts are limited to current data and do not include the potential impact of future interventions or strategies. As such, they are limited to a five-year forecast and are used as guidance on potential future numbers until the body of data becomes more robust.

The updated five year forecast for students with an EHCP and primary need in ASD set out at Table 14 below suggests increased numbers of students in this category in 2024 to 2026 than originally predicted in the previous version of this strategy e.g. there are 330 more students forecast for 2024 in Table 14 than originally predicted for that year. Furthermore, the forecast below suggests that the rate of increase per annum will increase to around 18% for the first few years of the forecast, and then around 15% per annum thereafter; this compares to a forecast average of around 11% increase per annum in the previous version of this strategy

Table 14 - All Northumberland - ASD Five year forecast 2024-2028

NORTHUMBERLAND															
Final Forecasts															
Year Group	R	1	2	3	4	5	6	7	8	9	10	11	12	13	NOR Totals
2024	58	60	72	116	118	111	111	129	156	144	150	125	97	74	1523
2025	55	79	75	118	150	165	131	132	162	200	164	173	105	107	1816
2026	55	79	95	121	159	206	204	166	160	214	228	193	140	115	2135
2027	55	79	100	154	157	215	250	247	209	213	241	264	153	142	2478
2028	54	79	100	149	196	222	262	290	304	284	241	283	217	145	2826

Of even more concern is the significant increase in students forecast to have an EHCP with SEMH as their primary need in the next five years to 2028. In the previous version of this strategy, 1,753 students were predicted to have an EHCP with SEMH primary need in 2024; however, the updated forecast in Table 15 below forecasts there will be 2,661, an increase of 151% of the original prediction. The forecast now suggests that in

2028, there will be 4,841 students living in the county allocated an EHCP with a primary need in SEMH; this would equate to 12% of the student population. However, although the numbers of this group of students are forecast to increase over this period, the rate of increase per annum does actually reduce over time from 19% per annum to around 13% per annum.

Table 15 - All Northumberland - SEMH Five year forecast 2024-2028

NORTHUMBERLAND															
Final Forecasts															
Year Group	R	1	2	3	4	5	6	7	8	9	10	11	12	13	NOR Totals
2024	66	101	177	155	227	272	241	231	235	230	265	236	143	80	2661
2025	55	138	189	281	216	310	349	261	246	245	266	313	152	145	3166
2026	55	108	265	300	379	293	407	379	283	261	285	322	200	145	3681
2027	55	108	197	428	404	535	361	447	415	294	293	332	207	186	4262
2028	56	108	197	309	566	570	643	380	495	450	332	333	214	190	4841

SEND forecasts at the partnership level have now been developed to provide key data on SEMH and ASD growth so that capital projects can be developed to increase capacity to meet the right SEND needs in the right places in the county. Individual SEND partnership forecasts are now produced annually and these will provide the key element of forecast data to assist with specific SEND capacity planning by area ([See Section 4](#) - for partnership forecasts and commentary).

Annual SENCo Survey

As part of the 3-step approach to providing a triangulated assessment of SEN needs in the county, surveys with SENCOs working in mainstream first, primary and middle schools and academies in Northumberland have been taking place since Autumn 2021 in order to gain the view of those working with children and young people in schools with regard to the potential for future places in specialist provision and special schools. As this is a relatively new initiative within Northumberland, the survey questions have been adapted and amended in order to provide more meaningful data and information, although it should be noted that some of the questions are based on the subjective professional opinions of the SENCOs. The survey questions sent to SENCOs in summer 2023 were as follows:

Questions to first Schools:

- *How many pupils in your current Reception Class(s) have an EHCP?*
- *If you identified pupils on roll in Reception with an EHCP, how many of them in your experience do you envisage may require a place in special school at Year 5?*
- *How many pupils in Year 4 class(es) have an EHCP?*
- *How many pupils on roll in Years 1 to 3 in total have an EHCP?*
- *Do you have any comments about the needs of pupils with an EHCP?*

Questions to primary Schools:

- *How many pupils in your current Reception Class(es) have an EHCP?*
- *If you have identified pupils on roll in Reception with an EHCP, how many of them in your experience do you envisage will require a special school place in Year 7?*
- *How many pupils on roll in Years 1 to 4 in total have an EHCP?*
- *Do you have any comments about the needs of pupils with an EHCP?*
- *How many pupils in your current Year 5 class(es) have an EHCP?*
- *If you have identified pupils on roll in Year 5 with an EHCP, how many of them in your experience do you envisage will require a special school place in Year 7?*
- *For how many pupils in current Year 5 are you considering making a COSA request?*
- *How many pupils in current Year 6 Class(es) have an EHCP?*

Questions to middle schools:

- *How many pupils in current Year 5 Class(es) have an EHCP?*
- *If you have identified pupils on roll in Year 5 with an EHCP, how many of them in your experience do you envisage will require a special school place in Year 7?*
- *For how many pupils in current Year 6 are you considering making a COSA request?*
- *How many pupils in current Year 6 Class(es) have an EHCP?*
- *How many pupils in current Year 7 Class(es) have an EHCP?*
- *If you have identified pupils on roll in Year 7 with an EHCP, how many of them in your experience do you envisage will require a special school place in Year 9?*
- *For how many pupils in current Year 7 are you considering making a COSA request?*
- *How many pupils in current Year 8 Class(es) have an EHCP?*

The quantifiable data from the survey (i.e. not including comments) received from first, primary and middle schools is provided in Tables 16 to 18:

Table 16 – First School SENCO Survey Feedback 2023

Data received from SENCO Survey Autumn Term 2023	
Overall First School Feedback	
Children in reception with EHCP	43
Reception Children needing Y5 Special School	27
Children in Y4 with EHCP	26
Children in Y1 to Y3 with EHCP	88

Table 17 – Primary School SENCO Survey Feedback 2023

Data received from SENCO Survey Autumn Term 2023	
Overall Primary School Feedback	
Children in reception with EHCP	58
Reception Children needing Y7 Special School	56
Children in Y1 to Y4 with EHCP	223
Children in Y5 with EHCP	80
Y5 children needing Y7 Special School	48
Y5 with a COSA Applications	70
Children in Y6 with EHCP	82

Table 18 – Middle School SENCO Survey Feedback 2023

Data received from SENCO Survey Autumn Term 2023	
Overall Middle School Feedback	
Y5 have EHCP for SEND	26
Y5 need special school Y7	13
Y6 with a COSA Application	18
Children in Y7 with EHCP	28
Y7 children needing Y9 Special School	10
Y7 with a COSH Application	10
Children in Y8 with EHCP	21

Some of the data to note from Tables 16 to 18 is:

- Table 16 – The number of first school pupils in Reception with an EHCP is almost double the number in Year 4 in first schools.
- Table 17 – In the professional opinion of SENCOs, almost all the pupils with EHCPs in primary schools will require specialist provision in Year 7, while they believe just over half the current Year 5s with an EHCP will require specialist provision in Year 7. This supports the anecdotal evidence that the needs of pupils with SEN are becoming more complex.

Although an element of the information and data provided through the SENCO survey is subjective, it is proving useful in triangulating the assumptions being made in relation to forecasting the number and complexity of SEN students coming through the school system. SENCO survey feedback by partnership is provided with other partnership level data in Section 4.

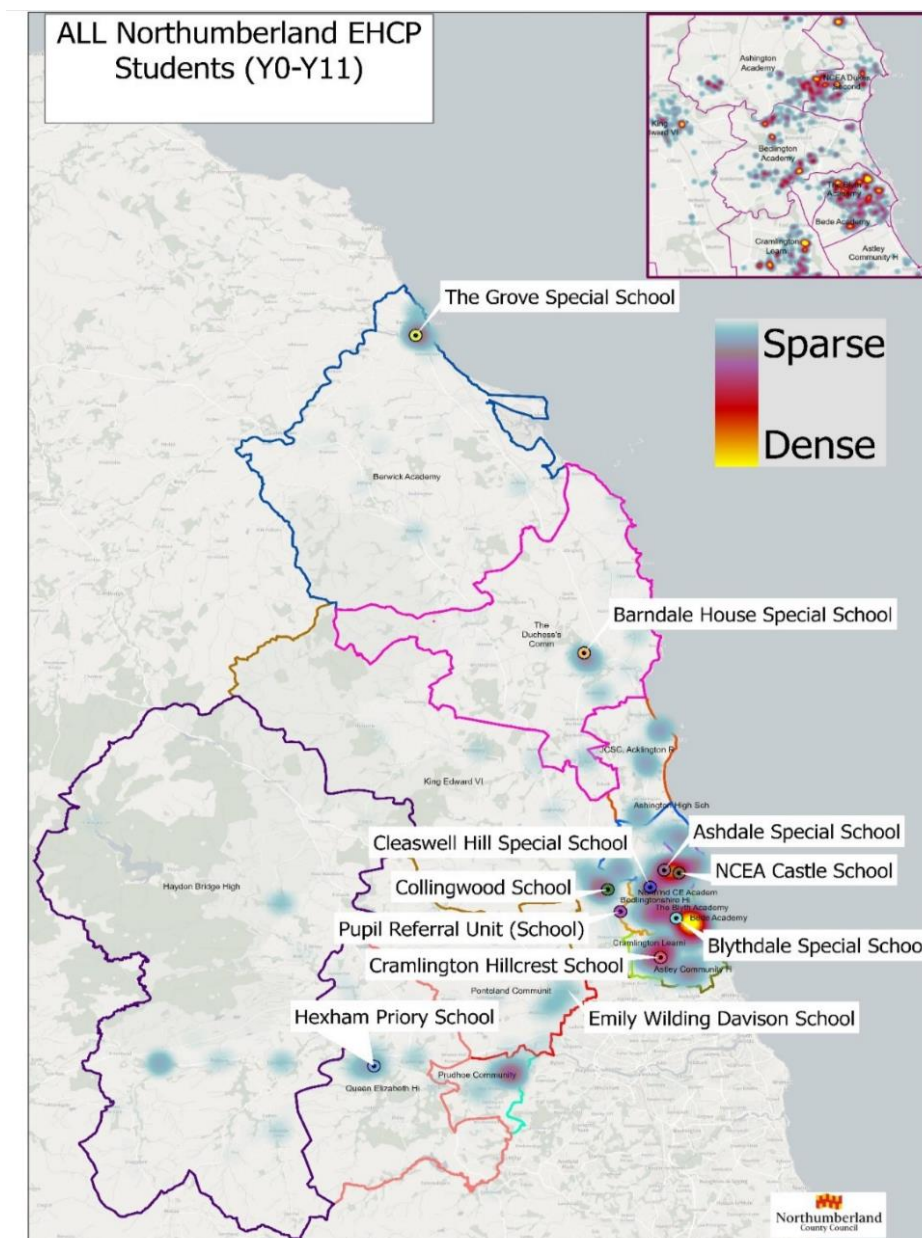
Section 5

School Partnership Data

5

Forecasts for ASD and SEMH at the partnership level are based on pupils residing in the relevant partnership who have an EHCP on roll in mainstream schools and special schools (which may be in or out of county).

The map below shows the locations of the maintained special schools in the county, and the school partnerships they are located within.



Key to primary needs abbreviations:

SpLD Specific Learning Difficulty Visual
VI OTH Impairment
HI Other Difficulty/Disability, Hearing
SLCN Impairment
ASD Speech, language and Communication
SEMHS Autistic Spectrum Disorder
SEMHS Social, Emotional and Mental Health

MLD Moderate Learning Difficulty
MSI Multi- sensory impairment SLD
Severe Learning Difficulty
PMLD Profound and Multiple Learning
Difficulty
PD Physical Disability



Alnwick Partnership

Current provision within the partnership area

Provision	Age range	Needs met	Capacity	Number on Roll Oct 23 Census
Barndale Special School, Alnwick	2-19	AS; HI; MLD; PD; SEMH; SLCN; SLD; SPLD; OTH	60	70

SEN Forecasts

Table 19 – Alnwick Partnership: ASD Forecast January 2024-January 2028

ALNWICK PARTNERSHIP															
Final Forecasts															
Year Group	R	1	2	3	4	5	6	7	8	9	10	11	12	13	NOR Totals
2024	5	3	1	1	5	4	7	6	0	18	11	11	8	10	89
2025	4	5	2	0	1	7	5	7	7	0	20	13	8	10	88
2026	4	4	3	1	0	1	8	5	9	12	0	22	9	10	87
2027	4	4	2	2	1	1	1	7	6	14	13	0	16	11	83
2028	4	4	2	1	2	2	1	1	9	10	16	15	0	20	87

Table 20 – Alnwick Partnership: SEMH Forecast January 2024-January 2028

ALNWICK PARTNERSHIP															
Final Forecasts															
Year Group	R	1	2	3	4	5	6	7	8	9	10	11	12	13	NOR Totals
2024	10	9	9	7	12	8	13	12	19	13	20	23	10	9	172
2025	6	13	12	20	9	15	10	12	16	20	16	30	11	10	201
2026	6	7	17	26	29	12	20	9	16	16	26	25	15	11	236
2027	6	7	10	38	38	38	16	18	13	16	21	40	12	15	288
2028	7	7	10	21	54	50	50	15	24	13	22	33	20	12	337

Table 21 – Alnwick Partnership: Data and information received from SENCOs Autumn 2023

Alnwick Partnership	
Children in reception with EHCP	2
Reception Children needing Y7 Special School	2
Children in Y1 to Y4 with EHCP	9
Children in Y5 with EHCP	10
Y5 children needing Y7 Special School	5
Y5 with a COSA Applications	4
Children in Y6 with EHCP	9

Commentary

Actual outturn for the number of students with an EHCP and a primary need of ASD residing in the Alnwick Partnership in January 2023 was 78, 30% higher than the forecast set out in the previous version of this strategy. This increase is reflected in the forecasts for students with ASD in this partnership set out at Table 19. However, whereas the forecast for students with primary needs in ASD in Alnwick Partnership has increased, the forecast year on year to indicates a levelling off of growth and indeed a slight reduction by January 2028.

As for ASD numbers, the actual outturn for the number of students with an EHCP and primary need in SEMH at 147 was 32% higher than the forecast. However, unlike the ASD forecast, the updated forecast for students residing in Alnwick with an EHCP with SEMH as the primary need is showing a steep increase year on year compared to the previous forecast (ref Table 20). Recent historical data indicates that numbers of students in Alnwick with SEMH have increase significantly in around Years 3 and 4 to Year 6 – if these numbers reduce in the coming years, the longer term forecast may improve.

In relation to addressing the growing ASD and SEMH needs in the Alnwick Partnership, part of the solution to accommodate this growth could be the Barndale by the Sea satellite site of Barndale Special School, opening in the Coquet Partnership in September 2024. While ostensibly intended for students living more locally in the Coquet Partnership, in the short term it would represent a more local provision to students living in the Alnwick area whose needs would not be suitable to be met at Barndale main site. In the medium term, additional provision will be required within the Alnwick area and consultation is planned with the Alnwick Partnership and stakeholders in 2024 to identify whether Barndale Special School could be expanded on its current site or whether an alternative/new build would be identified ([See Section 5](#)).



Ashington and NCEA Partnerships

Current Provision

Together the Ashington Partnership and NCEA Partnership currently serve the areas in and around the towns and villages of Ashington, Pegswood, Linton, Ellington, Lynemouth and Newbiggin-by-the-sea.

Provision	Age range	Needs met	Capacity	Number on Roll Jan 22 Census
NCEA Castle School, Hirst, Ashington (academy)	2-19	ASD; MLD; MSI; PD; PMLD; SLCN; SLD; VI	135	134
Ashdale, Ashington (satellite of The Dales)	4-11	SpLD; VI; OTH; H; SLCN; ASD; SEMH; MLD; SLD; PMLD	50	50
Specialist Support Base; Central	2-11	SEMH (upper KS2); SLCN; ASD	8-10	11

SEN Forecasts

Table 22 – Ashington and NCEA Partnership: Combined ASD Forecast January 2024-January 2028

ASHINGTON PARTNERSHIP																
Final Forecasts																
Year Group	R	1	2	3	4	5	6	7	8	9	10	11	12	13	NOR Totals	
2024	9	10	15	40	33	29	32	24	33	42	37	25	15	7	351	
2025	8	11	14	30	56	53	33	35	24	48	50	52	18	10	443	
2026	8	11	17	28	43	88	65	37	37	36	57	68	38	12	544	
2027	8	11	17	33	39	66	105	72	38	52	44	80	51	25	641	
2028	8	11	17	31	47	62	79	117	75	57	63	66	58	33	723	

Table 23 – Ashington and NCEA Partnership: Combined SEMH Forecast January 2024-January 2028

NCEA PARTNERSHIP																
Final Forecasts																
Year Group	R	1	2	3	4	5	6	7	8	9	10	11	12	13	NOR Totals	
2024	10	24	39	35	67	60	55	49	43	47	46	38	34	26	574	
2025	10	35	39	60	56	92	77	59	53	42	50	48	29	32	681	
2026	10	32	56	62	97	77	118	82	66	55	46	52	35	27	813	
2027	10	32	53	88	94	134	99	125	90	65	59	47	38	33	967	
2028	9	32	53	82	133	127	171	105	143	92	71	62	33	36	1148	

Table 24 – Ashington and NCEA Partnerships: Data and information received from SENCos Autumn 2023

Ashington and NCEA Partnership	
Children in reception with EHCP	12
Reception children needing Y7 Special School	15
Children in Y1 with EHCP	36
Children in Y5 with EHCP	16
Y5 children needing Y7 Special School	13
Y5 with a COSA application	19
Children in Y6 with EHCP	21



Commentary

As a result of the need to identify a joined-up, locality-based solution or solutions across the towns and villages included within the Ashington and NCEA Partnerships to address the increasing numbers of students forecast to have ASD and SEMH needs (refer to Tables 22 and 23), the forecasts for these two partnerships have been combined and consultation on such solutions has been brought forward to early 2024 in the programme. Compared to the combined ASD forecast for September 2022 for both partnerships of 219 set out in the first iteration of this strategy, actual outturn was 275, a 25% increase on the forecast. In relation to SEMH, the combined forecast for September 2022 was 410, with actual outturn being 487, an increase on the forecast of 19%.

NCEA Castle School has increased its capacity from 109 to 135 since the last iteration of this strategy, it is clear that additional solutions are required especially as Castle is not currently designated for SEMH provision. As stated, joint consultation with both partnerships has begun and potential solutions with wider stakeholders will be consulted on in early 2025.

Furthermore, the proximity of the Ashington and NCEA Partnerships to Bedlington, Blyth, and Cramlington Partnerships via the A189 corridor means that a wider view of provision for the whole Southeast locality can be taken when identifying solutions.

Bedlington Partnership

Current Provision

Provision	Age range	Needs met	Capacity	Number on Roll Oct 23 Census
Cleaswell Hill, Guidepost, Bedlington	2-19	SpLD; VI; OTH; HI; SLCN; ASD; SEMH; MSI; PD; MLD; SLD; PMLD	217	229
Specialist Support Base; Cambois Primary	4-7	ASD; PMLD; SpLD; Communication and interaction	10	11
Specialist Support Base; Mowbray Primary	4-11	SLCN; Communication and interaction	10	4

SEN Forecasts

Table 25 – Bedlington Partnership: ASD Forecast January 2024-January 2028

BEDLINGTON PARTNERSHIP															
Final Forecasts															
Year Group	R	1	2	3	4	5	6	7	8	9	10	11	12	13	NOR Totals
2024	3	5	5	16	7	5	7	13	25	10	11	10	12	7	137
2025	7	7	6	7	18	8	6	10	17	28	10	12	10	13	160
2026	7	16	9	8	8	19	10	9	13	19	29	11	11	12	181
2027	7	16	19	13	9	8	23	14	12	15	20	30	10	13	209
2028	5	16	19	29	14	10	10	32	18	14	15	20	29	12	243

Table 26 – Bedlington Partnership: SEMH Forecast January 2024-January 2028

BEDLINGTON PARTNERSHIP															
Final Forecasts															
Year Group	R	1	2	3	4	5	6	7	8	9	10	11	12	13	NOR Totals
2024	8	11	12	15	27	36	19	25	31	31	35	33	7	3	294
2025	5	13	19	20	23	32	39	19	27	31	43	38	19	5	332
2026	5	8	23	32	31	26	34	40	21	27	44	46	22	13	370
2027	5	8	13	37	48	35	28	36	44	21	38	47	27	14	401
2028	6	8	13	22	57	55	39	29	39	43	29	40	27	7	425

Table 27 – Bedlington Partnerships: Data and information received from SENCos Autumn 2023

Bedlington Partnership	
Children in reception with EHCP	12
Reception children needing Y7 Special School	12
Children in Y1 with EHCP	31
Children in Y5 with EHCP	9
Y5 children needing Y7 Special School	3
Y5 with a COSA application	14
Children in Y6 with EHCP	8



Commentary

While the updated forecast for ASD students in Bedlington Partnership area in Table 25 continues to show growth, in fact encouragingly it is at a much lower rate than forecast in the first iteration of this strategy. This is due to fewer students in the lower age range being diagnosed with ASD as originally forecast, for example the forecast for September 2022 was 142, while the outturn was actually 120.

However, SEMH mirrors the overall trend in Northumberland with a significant predicted increase, for example the forecast for September 2022 was 195 while the actual outturn was 252, an increase of 29% on the forecast. As can be seen from Table 26, the forecast for January 2028 indicates there will be 677 students in Bedlington Partnership area with SEMH.

Cleaswell Hill Special School is already the largest specialist provision in Northumberland and has increased its capacity from 187 to 217 through redevelopment of one of its on-site buildings. However, while the increased number of places at Cleaswell has been welcomed especially as it is a very popular school, any future proposals for expansion to accommodate additional students would need to be carefully considered in relation to the educational experience of its students.

Many of the secondary-age students living in the Bedlington area with SEMH and/or ASD attend the Emily Wilding Davison school located in Ponteland. The Gilbert Ward Academy opened in Blyth in September 2023 with the intention of serving students with SEMH and ASD resident in the communities of the South East of the county including Bedlington; the academy will grow to a capacity of 80 places for students.

As for the Ashington and NCEA Partnerships, solutions to address the growing needs of children and young people living in the Bedlington area will be discussed with the schools and academies in the partnership as part of the roll-out of the '3-point' assessment programme at an early point in the timetable.

Berwick Partnership

Current Provision

Provision	Age range	Needs met	Capacity	Number on Roll Jan 22 Census
The Grove, Berwick	2-19	ASD; MSI; SLD; PMLD; MLD; PD; SLCN; SPLD	50	51
Specialist Support Base; St Mary's CE First	4-9	ASD; ADHD; SEMH	9	7

SEN Forecasts

Table 28 – Berwick Partnership: ASD Forecast January 2024-January 2028

BERWICK PARTNERSHIP															
Final Forecasts															
Year Group	R	1	2	3	4	5	6	7	8	9	10	11	12	13	NOR Totals
2024	0	2	11	5	5	6	4	7	14	9	7	9	7	2	89
2025	2	0	3	15	10	5	7	3	16	12	13	6	8	6	107
2026	2	4	0	4	27	10	7	6	7	14	17	12	6	7	121
2027	2	4	7	0	7	26	12	5	13	6	19	16	11	5	133
2028	2	4	7	9	0	7	32	9	12	11	8	18	14	9	143

Table 29 – Berwick Partnership: SEMH Forecast January 2024-January 2028

BERWICK PARTNERSHIP															
Final Forecasts															
Year Group	R	1	2	3	4	5	6	7	8	9	10	11	12	13	NOR Totals
2024	3	6	12	4	9	8	6	12	10	10	15	7	6	1	108
2025	2	8	11	23	4	9	6	7	10	11	9	13	2	4	120
2026	2	6	14	20	27	4	7	7	6	12	11	8	4	2	130
2027	2	6	10	26	24	26	3	8	6	7	12	10	3	3	144
2028	2	6	10	18	31	23	19	4	7	7	7	10	3	2	148

Table 30 – Berwick Partnership: Data and information received from SENCos Autumn 2023

Berwick First Partnership	
Children in reception with EHCP	12
Reception Children needing Y5 Special School	6
Children in Y4 with EHCP	2
Children in Y1 to Y3 with EHCP	18



Berwick Partnership

Y5 have EHCP for SEND	3
Y5 need special school Y7	3
Y6 with a COSA Application	3
Children in Y7 with EHCP	6
Y7 children needing Y9 Special School	2
Y7 with a COSH Application	1
Children in Y8 with EHCP	2

Commentary

Approval for the reorganisation of the Berwick Partnership from the current 3-tier system to a 2-tier, primary/secondary system was approved in July 2023. In light of the growing need for additional specialist provision located closer to students residing in the Berwick Partnership area, consultation had included discussion on solutions to increase specialist provision in the partnership.

As a result, the proposals approved in July 2023 included establishment of a 30-place SEN Unit at St Mary's CE Primary School (as it will be) with 30 places for students with SEMH, ASD, SLCN and MLD; additionally, the Trustees of Berwick Academy gained approval to establish a 40-place SEN Unit for students with SEMH, ASD, SLCN and MLD. The number of students requiring specialist provision in the Berwick area compared to the forecasts in Tables 28 and 29 will be monitored to assess whether the planned additional provision in St Mary's and Berwick Academy will be sufficient to meet local need.

Blyth and Bede Partnerships

Current Provision

Together the Blyth Partnership and the Bede Partnership serve the conurbation of Blyth.

Provision	Age range	Needs met	Capacity	Number on Roll Oct 23 Census
The Dales (Blythdale site C), Blyth	4-11	ASD; HI; MLD; OTH; PD; SEMH; SLCN; SLD; SPLD	115	191
The Gilbert Ward Academy, Blyth (free school - opens September 2023)	11-16	SEMH; ASD	80	N/A
Specialist Support Base, Newsham Primary School	4-11	SLCN; ASD; SpLD; MLD	20	19

SEN Forecasts

Table 31 – Bede Partnership: ASD Forecast January 2024-January 2028

BEDE PARTNERSHIP															
Final Forecasts															
Year Group	R	1	2	3	4	5	6	7	8	9	10	11	12	13	NOR Totals
2024	2	4	4	10	11	8	9	11	9	16	10	5	7	3	108
2025	1	3	4	7	12	14	12	11	12	18	16	15	3	8	135
2026	1	2	3	6	8	16	21	14	12	24	18	24	10	3	163
2027	1	2	2	5	7	11	24	25	16	24	24	27	16	10	195
2028	2	2	2	3	6	10	16	28	29	31	24	36	18	16	224

Table 32 – Blyth Partnership: ASD Forecast January 2024-January 2028

BLYTH PARTNERSHIP															
Final Forecasts															
Year Group	R	1	2	3	4	5	6	7	8	9	10	11	12	13	NOR Totals
2024	7	6	6	12	11	6	12	7	14	10	18	15	10	12	145
2025	7	8	7	9	13	13	8	12	9	17	12	20	12	13	160
2026	7	8	10	11	11	15	17	7	16	12	21	13	15	15	178
2027	7	8	10	15	12	12	20	17	10	20	14	23	10	20	198
2028	7	8	10	15	16	14	16	20	23	13	24	15	18	13	212



Table 33 – Bede Partnership: SEMH Forecast January 2024-January 2028

BEDE PARTNERSHIP															
Final Forecasts															
Year Group	R	1	2	3	4	5	6	7	8	9	10	11	12	13	NOR Totals
2024	6	8	15	6	2	22	12	12	12	16	16	15	12	7	161
2025	2	11	23	16	12	4	26	11	15	13	15	18	11	18	196
2026	2	5	35	24	32	28	5	25	13	16	12	17	13	16	241
2027	2	5	14	36	48	71	32	5	30	14	15	14	12	19	316
2028	3	5	14	14	72	107	82	31	6	31	13	17	10	18	423

Table 34 – Blyth Partnership: SEMH Forecast January 2024-January 2028

BLYTH PARTNERSHIP															
Final Forecasts															
Year Group	R	1	2	3	4	5	6	7	8	9	10	11	12	13	NOR Totals
2024	1	2	7	3	12	37	25	20	27	43	42	42	17	4	283
2025	3	2	2	7	3	24	48	28	22	34	48	84	25	13	344
2026	3	5	2	2	8	6	31	54	30	27	37	96	51	20	374
2027	3	5	7	2	2	15	8	35	59	38	30	75	58	40	378
2028	2	5	7	6	2	4	20	9	38	73	42	61	45	45	360

Table 35 – Bede and Blyth Partnerships: Data and information received from SENCos Autumn 2023

Bede and Blyth Partnerships	
Children in reception with EHCP	11
Reception Children needing Y7 Special School	9
Children in Y1 to Y4 with EHCP	70
Children in Y5 with EHCP	22
Y5 children needing Y7 Special School	13
Y5 with a COSA Applications	14
Children in Y6 with EHCP	27

Commentary

The Gilbert Ward Academy (part of Prosper Trust) is a special free school which opened in Blyth in September 2023, the academy will provide up to 80 secondary places for students with SEMH and ASD serving the needs of young people predominantly in the South East locality area.

Many of the secondary-age students living in the Blyth area with SEMH and/or ASD also attend Emily Wilding Davison School in Ponteland, it previously having been the only provision specifically for students with SEMH in Northumberland prior to the opening of Gilbert Ward.

Data on ASD for Blyth Partnership indicates that actual outturn for January 2023 was 133 compared to a prediction of 115. In relation to Bede Partnership, while the actual numbers in Bede are smaller than Blyth, the rate of increase is larger, with outturn for January 2023 being 91 compared to the forecast of 61, an increase of 49% on this forecast. On reviewing the forecast for Bede Partnership set out in the previous iteration of this strategy, it appears that numbers of students with ASD may have been under forecast compared to the numbers set out at Table 31 possibly due to zero numbers of students forecast in some year groups. The current ASD forecast for Blyth Partnership at Table 32 shows a very slight growth compared to the previous forecast and therefore indicates increased reliability.

However, actual outturn for the numbers of students with SEMH as a primary need in both Bede and Blyth Partnerships indicates a significant increase compared to forecast numbers, with Bede actual outturn being 34% higher than predicted and Blyth actual outturn being 40% higher than predicted. These increases have naturally led to higher numbers being forecast over the next 5 year forecast period as set out at Tables 33 and 34.

Given the forecasted level of growth in ASD and SEMH in the South East locality in general, the Bede and Blyth Partnerships will be included when identifying what and where additional provision is required in this area and discussions with the schools and academies in these partnerships are programmed in the earlier years of the programme.



Coquet Partnership

Current Provision

Approval was given in July 2023 for a satellite of Barndale House to be established in the Coquet Partnership, with provision for up to 50 students with primary needs in SEMH, ASD, MLD and SLCN. The Barndale by the Sea site will open in September 2024 in Amble on a shared site with King Edwin Primary School (formerly Amble First School). A specialist support base has also been established at Red Row First School.

Provision	Age range	Needs met	Capacity	Number on Roll Oct 23 Census
Barndale Special School satellite provision (Barndale by the Sea) opening in Amble September 2024	2-19	ASD; SEMH; MLD; SLCN	50	N/A
Specialist Support Base; Red Row First	4-7	ASD	6	5

SEN Forecasts

Table 36 – Coquet Partnership: ASD Forecast January 2024 – January 2028

COQUET PARTNERSHIP															
Final Forecasts															
Year Group	R	1	2	3	4	5	6	7	8	9	10	11	12	13	NOR Totals
2024	1	2	2	0	3	0	4	13	6	4	9	11	8	12	75
2025	1	2	2	3	0	4	0	7	10	7	5	10	10	16	77
2026	1	2	2	2	2	0	5	0	5	12	10	5	9	20	75
2027	1	2	2	2	2	4	0	7	0	6	16	11	5	19	77
2028	1	2	2	2	2	3	4	0	6	0	9	17	9	9	67

Table 37 – Coquet Partnership: SEMH Forecast January 2024 – January 2028

COQUET PARTNERSHIP															
Final Forecasts															
Year Group	R	1	2	3	4	5	6	7	8	9	10	11	12	13	NOR Totals
2024	5	9	7	7	10	9	11	14	11	9	11	10	4	7	124
2025	3	11	16	6	8	11	9	14	15	10	10	11	6	5	135
2026	3	7	19	13	7	9	11	11	14	13	11	10	7	7	144
2027	3	7	13	16	16	8	9	14	11	13	15	11	6	7	151
2028	4	7	13	11	20	18	8	11	14	10	14	14	7	7	160

Table 35 – Coquet Partnership: Data and information received from SENCOs Autumn 2021

Coquet Partnerships	
Children in reception with EHCP	5
Reception Children needing Y5 Special School	5
Children in Y4 with EHCP	4
Children in Y1 to Y3 with EHCP	7

Commentary

The outturn data for January 2023 for students with ASD in the Coquet Partnership was 66, while the forecast was 68. In contrast to other partnership areas, the forecast at Table 36 indicates a minimal increase in students identified with ASD over the next few years and indeed by January 2028 a fall in this number is forecast.

However, the outturn data for students with SEMH as at January 2023 was 114, while 95 students were forecast indicating an increase of 20% on the forecast figure. As a result, Table 37 indicates the number of students with SEMH in Coquet is forecast to increase by around 29% per annum over the next 5 years.

With the opening of Barndale by the Sea in September 2024, it is envisaged that from this point the majority of students aged 4 to 16 living in the Coquet Partnership who have needs identified in ASD, SEMH, SLCN and MLD will be able to continue to be educated within their home community. In addition, it is envisaged that more children will be able to be supported in mainstream primary education through the establishment of the specialist support base at Red Row First School, which from September 2024 will become a primary and extend provision up to Year 5 and up to Year 6 the following year.



Cramlington Partnership

Current Provision

Provision	Age range	Needs met	Capacity	Number on Roll Oct 23 Census
Hillcrest Special School, Cramlington	11-18	AS; SEMH; HI; SLCN; SLD; SPLD; MLD	110	109
Specialist Support Base; Northburn Primary	4-11	ASD; PMLD; ADHD; SLCN	12	12

SEN Forecasts

Table 39 – Cramlington Partnership: ASD Forecast January 2024 – January 2028

CRAMLINGTON PARTNERSHIP															
Final Forecasts															
Year Group	R	1	2	3	4	5	6	7	8	9	10	11	12	13	NOR Totals
2024	14	15	13	11	10	12	9	8	11	9	8	13	11	7	153
2025	7	21	16	31	14	15	15	11	12	11	11	9	14	9	195
2026	7	10	23	37	37	22	18	18	16	12	14	12	10	12	246
2027	7	10	11	52	45	58	25	22	25	16	14	15	13	8	321
2028	9	10	11	26	64	70	68	31	30	25	19	15	15	11	405

Table 40– Cramlington Partnership: SEMH Forecast January 2024 – January 2028

CRAMLINGTON PARTNERSHIP															
Final Forecasts															
Year Group	R	1	2	3	4	5	6	7	8	9	10	11	12	13	NOR Totals
2024	5	7	10	15	32	28	19	20	31	29	26	24	6	3	253
2025	7	7	8	13	21	36	30	21	23	32	36	22	14	4	274
2026	7	10	9	11	19	24	39	34	23	24	39	31	13	10	292
2027	7	10	12	12	16	21	26	43	38	24	29	34	18	9	300
2028	6	10	12	16	17	18	23	29	49	40	30	25	20	13	308

Table 41 – Cramlington Partnership: Data and information received from SENCos Autumn 2023

Cramlington Partnership	
Children in reception with EHCP	10
Reception Children needing Y7 Special School	10
Children in Y1 to Y4 with EHCP	34
Children in Y5 with EHCP	6
Y5 children needing Y7 Special School	5
Y5 with a COSA Applications	7
Children in Y6 with EHCP	7

Commentary

Hillcrest Special School is located in Cramlington and provides secondary and sixth form education to students mainly in the South East of the county who have a wide range of primary needs, including hearing impairment and physical disability. A number of secondary-age students living in the Cramlington area with more complex SEMH and/or ASD attend the Emily Wilding Davison school and in future will attend the Gilbert Ward Academy, which opened in Blyth in September 2023 (refer to Blyth and Bede Partnerships section). A specialist support base for primary age children has been recently established at Northburn Primary school in the partnership.

January 2023 outturn data for students with ASD as a primary need residing in the Cramlington Partnership was 114, which was 7.5% up on the forecast figure of 106. While this is a modest increase on the forecast, in fact Table 39 indicates that there will be a continuing and significant increasing in the number of students in the Cramlington Partnership who will be diagnosed with ASD over the forecast period.

SEMH outturn data for January 2023 for students living in Cramlington Partnership area was 226, while the forecast was 184, indicating a 23% increase on the forecast. The forecast at Table 40 suggests the increase year on year will be more significant than the previous forecast, with 300 students forecast to have SEMH in Cramlington Partnership by January 2027 compared to a forecast of 214 in the version of this strategy.

While Cramlington is included in the South East locality, other partnerships in the South East are forecasting significantly higher increases in ASD and SEMH and will be consulted with earlier in the consultation programme as a result. However, any solutions regarding specialist provision in the South East in general are likely to also impact positively on students with SEN needs in the Cramlington area



Haydon Bridge Partnership

Current Provision

There is currently no specialist provision located within the Haydon Bridge Partnership area, the nearest specialist provision in the county being Hexham Priory School.

SEN Forecasts

Table 42 – Haydon Bridge Partnership: ASD Forecast January 2024 – January 2028

HAYDON BRIDGE PARTNERSHIP															
Final Forecasts															
Year Group	R	1	2	3	4	5	6	7	8	9	10	11	12	13	NOR Totals
2024	2	2	2	2	9	6	4	9	13	4	10	7	8	6	83
2025	2	2	3	2	5	9	11	6	12	10	8	10	6	12	97
2026	2	2	4	4	5	5	16	18	7	9	20	7	8	9	116
2027	2	2	4	4	8	5	9	25	22	8	18	19	7	13	143
2028	2	2	4	4	8	8	9	13	32	17	11	17	17	10	156

Table 43 – Haydon Bridge Partnership: SEMH Forecast January 2024 – January 2028

HAYDON BRIDGE PARTNERSHIP															
Final Forecasts															
Year Group	R	1	2	3	4	5	6	7	8	9	10	11	12	13	NOR Totals
2024	5	3	10	5	6	7	23	14	10	3	11	7	5	36	116
2025	5	6	8	13	5	14	8	28	14	9	3	9	6	4	132
2026	5	6	15	11	11	10	17	10	27	12	10	3	7	5	150
2027	5	6	14	19	10	26	12	20	10	24	15	8	2	6	177
2028	5	6	14	18	17	22	31	15	20	8	29	12	7	2	205

Table 44 – Haydon Bridge Partnership: Data and information received from SENCOs Autumn 2023

Haydon Bridge Partnership	
Children in reception with EHCP	5
Reception Children needing Y7 Special School	4
Children in Y1 to Y4 with EHCP	15
Children in Y5 with EHCP	11
Y5 children needing Y7 Special School	6
Y5 with a COSA Applications	5
Children in Y6 with EHCP	7



Commentary

Haydon Bridge Partnership is the county's most westerly partnership, with the nearest specialist provision being Hexham Priory School.

Table 44 indicates there is likely to be an average of 17% increase year on year in the number of students predicated to have ASD as a primary need who reside in the Haydon Bridge Partnership area. Although Table 45 indicates that there will be an average of around 30% more students who have SEMH in the partnership than have ASD in any given year, the rate of growth of the number of SEMH students is slightly smaller than those with ASD at 16% year on year.

As Hexham Priory School mainly provides for students with more complex needs (including profound and multiple learning difficulties) there is a need to identify alternative specialist provision solutions for pupils with ASD or SEMH needs living in the west of the county. Therefore, Haydon Bridge will be considered as part of the wider solution for the West locality and will be included in the consultation programme on the same timeline as Hexham Partnership.

Hexham Partnership

Current Provision

Provision	Age range	Needs met	Capacity	Number on Roll Jan 22 Census
Hexham Priory School (academy)	2-19	ASD; MSI; SLD; PMLD; MLD; PD; SLCN; SPLD; SEMH; OTH; VI	112	119

SEN Forecasts

Table 45 – Hexham Partnership: ASD Forecast January 2024 – January 2028

HEXHAM PARTNERSHIP															
Final Forecasts															
Year Group	R	1	2	3	4	5	6	7	8	9	10	11	12	13	NOR Totals
2024	4	4	6	4	11	6	9	4	4	1	6	6	4	2	74
2025	4	6	6	7	7	13	8	10	6	4	1	6	5	3	87
2026	4	5	9	7	10	8	18	9	14	6	5	1	6	4	105
2027	4	5	8	10	11	12	11	19	12	13	7	5	1	4	122
2028	4	5	8	8	15	13	16	12	27	11	16	7	4	1	148

Table 46 – Hexham Partnership: SEMH Forecast January 2024 – January 2028

HEXHAM PARTNERSHIP															
Final Forecasts															
Year Group	R	1	2	3	4	5	6	7	8	9	10	11	12	13	NOR Totals
2024	5	12	30	25	7	7	7	11	7	7	16	6	3	1	144
2025	3	19	31	68	24	9	7	7	10	8	7	12	4	2	212
2026	3	12	52	71	64	33	10	7	7	12	7	5	7	3	295
2027	3	12	31	119	68	91	34	10	7	8	12	6	3	5	408
2028	3	12	31	71	113	95	92	34	9	8	8	9	3	2	492

Table 44 – Hexham Partnership: Data and information received from SENCos Autumn 2023

Hexham First Partnership	
Children in reception with EHCP	6
Reception Children Needing Y5 Special School	3
Children in Y4 with EHCP	5
Children in Y1 to Y3 with EHCP	12

Hexham Partnership

Y5 have EHCP for SEND	5
Y5 need special school Y7	3
Y6 with a COSA Application	4
Children in Y7 with EHCP	1
Y7 children needing Y9 Special School	1
Y7 with a COSH Application	2
Children in Y8 with EHCP	2

Commentary

Outturn for January 2023 for the number of ASD students living in Hexham Partnership was 60, while the forecast included in the previous version of this strategy indicated there would be 67 students. While this is a pleasing outcome, Table 45 in fact indicates there will be some growth in ASD in the partnership over the forecast period at an average of around 19% year on year.

However, outturn for number of students with SEMH in the partnership at January 2023 was 101, while the forecast was 87. While the outturn for January 2023 indicated a 16% growth on the forecast for students with SEMH, the predicted year on year growth for SEMH numbers over the forthcoming forecast period is at an average of around 36% as shown by Table 46; this is due to a significant growth in the outturn data for some of the much younger groups for January 2023. As the growth in SEMH in these year groups may in fact be anomalies, this significant growth forecast in SEMH in Hexham Partnership will be treated with caution initially until further outturn data is available in the coming year or two.

As stated previously, it is proposed that provision in the Hexham Partnership is considered with Haydon Bridge, Prudhoe and Ponteland as part of a wider solution for the West locality when identifying solutions as part of the roll-out of the 3-point programme.



Morpeth Partnership

Current Provision

Provision	Age range	Needs met	Capacity	Number on Roll Jan 22 Census
Collingwood School and Media Arts College, Morpeth	2-19	ASD; SLD; MLD; PD; SLCN; SPLD; SEMH	310	277

SEN Forecasts

Table 48 – Morpeth Partnership: ASD Forecast January 2024 – January 2028

MORPETH PARTNERSHIP															
Final Forecasts															
Year Group	R	1	2	3	4	5	6	7	8	9	10	11	12	13	NOR Totals
2024	2	3	1	4	8	17	6	18	15	6	8	10	4	5	107
2025	4	3	4	1	5	16	14	10	27	20	6	9	9	5	133
2026	4	5	4	4	2	11	14	23	15	35	17	7	8	10	159
2027	4	5	7	4	5	4	9	23	35	19	30	20	6	10	182
2028	3	5	7	7	5	10	3	15	35	45	16	36	18	7	215

Table 49 – Morpeth Partnership: SEMH Forecast January 2024 – January 2028

MORPETH PARTNERSHIP															
Final Forecasts															
Year Group	R	1	2	3	4	5	6	7	8	9	10	11	12	13	NOR Totals
2024	6	9	19	29	24	22	20	12	19	13	16	21	14	7	232
2025	5	12	16	31	40	29	28	20	14	16	18	17	17	21	285
2026	5	9	21	26	43	49	37	28	24	12	23	19	13	25	335
2027	5	9	15	33	37	53	63	37	34	20	17	24	15	20	383
2028	5	9	15	25	47	45	67	63	44	28	30	18	19	23	439

Table 50 – Morpeth Partnership: Data and information received from SENCOs Autumn 2023

Morpeth First Partnership	
Children in reception with EHCP	3
Reception Children Needing Y5 Special School	2
Children in Y4 with EHCP	6
Children in Y1 to Y3 with EHCP	19

Morpeth Partnership

Y5 have EHCP for SEND	6
Y5 need special school Y7	2
Y6 with a COSA Application	6
Children in Y7 with EHCP	10
Y7 children needing Y9 Special School	3
Y7 with a COSH Application	4
Children in Y8 with EHCP	6

Commentary

The outturn for the number of students with ASD in Morpeth Partnership in January 2023 was 60, lower than the forecast number of 67. The forecast at Table 48 indicates that growth in ASD will be lower than previously predicted, with growth running at an average of 19% year on year, compared to the previous forecast of around 33% year on year.

However, the January 2023 outturn data for number of students with SEMH in the partnership was 186 against a forecast figure of 125; this represents an increase on the forecast of 49%; as for Morpeth Partnership there appear to have been some larger increases in SEMH diagnosis in younger year groups compared to previous years historical data. As a result, the updated forecast for SEMH for the partnership at Table 49 indicates an increase in year on year growth of around 17%, compared to the previous forecast of around 10% growth year on year. Again, there is note of caution with this forecast until further outturn data becomes available.

Collingwood School and Media Arts College is the specialist education provider in Morpeth Partnership and in September 2023 extended its provision for up to an additional 40 students over time with more complex ASD and SEMH needs at its 'Woodlands' site.

Morpeth Partnership is located within the central locality in the County although due to its proximity to the partnerships in the South East locality, it provides education to a significant number of students who reside in that area. Given the need to address the significant growth in ASD and SEMH in the South East, consultation on the need for additional provision in Morpeth will be included later in the programme than the partnerships in that area.



Ponteland Partnership

Current Provision

Emily Wilding Davison School moved to its new location in Ponteland from Seghill in September 2022. From this date, the school has also increased its capacity to 100 planned places and has become a co- educational provision, with girls being enrolled from this date. There was no specialist provision within Ponteland Partnership prior to the school's relocation.

Provision	Age range	Needs met	Capacity	Number on Roll Jan 22 Census
Emily Wilding Davison School, Ponteland	11-16	ASD; SEMH; MLD; SPLD	100	90

SEN Forecasts

Table 51 – Ponteland Partnership: ASD Forecast January 2024 – January 2028

PONTELAND PARTNERSHIP															
Final Forecasts															
Year Group	R	1	2	3	4	5	6	7	8	9	10	11	12	13	NOR Totals
2024	1	1	3	7	1	1	3	1	3	2	1	1	1	1	26
2025	1	1	1	3	6	1	1	2	1	2	3	1	1	1	25
2025	1	1	1	1	3	8	1	1	1	1	2	2	1	1	26
2026	1	1	1	1	1	4	7	1	1	1	1	2	1	1	25
2028	1	1	1	1	1	1	4	5	1	1	1	1	1	1	21

Table 52 – Ponteland Partnership: SEMH Forecast January 2024 – January 2028

PONTELAND PARTNERSHIP															
Final Forecasts															
Year Group	R	1	2	3	4	5	6	7	8	9	10	11	12	13	NOR Totals
2024	1	1	1	3	0	4	9	6	2	1	2	5	2	0	35
2025	1	1	1	1	3	0	5	8	4	2	1	2	2	1	32
2026	1	1	1	1	1	3	0	4	5	3	2	2	1	2	26
2027	1	1	1	1	1	1	4	0	3	4	5	3	1	1	26
2028	1	1	1	1	1	1	1	3	0	2	7	6	1	1	27

Table 41 – Haydon Bridge Partnership: Data and information received from SENCos Autumn 2023

Ponteland Partnership	
Children in reception with EHCP	6
Reception Children needing Y7 Special School	4
Children in Y1 to Y4 with EHCP	26
Children in Y5 with EHCP	6
Y5 children needing Y7 Special School	3
Y5 with a COSA Applications	6
Children in Y6 with EHCP	4



Commentary

Due to the historically low numbers of students with ASD and SEMH residing in the Ponteland Partnership, the previous forecasts for the partnership and those set out at Tables 51 and 52 are correspondingly very low and in contrast to the majority of other partnerships; indeed they forecast a reduction in numbers for both ASD and SEMH students over the period of the forecast.

While Emily Wilding Davison School has recently located to Ponteland, the majority of its students reside in other partnerships across the county. It is well-placed to serve most areas of the county being located close to the west locality and with good road links to the South East and Central areas. As a result of this and the low numbers of students with ASD and SEMH forecast for the partnership, it is timetable for consultation towards the end of the programme.

Prudhoe Partnership

Current Provision

There is currently no specialist provision located within the Prudhoe Partnership area.

SEN Forecasts

Table 53 – Prudhoe Partnership: ASD Forecast January 2024 – January 2028

PRUDHOE PARTNERSHIP															
Final Forecasts															
Year Group	R	1	2	3	4	5	6	7	8	9	10	11	12	13	NOR Totals
2024	8	7	2	2	4	12	4	10	8	11	12	3	2	2	86
2025	6	11	7	3	3	6	10	9	9	22	9	10	2	1	107
2026	6	8	11	9	3	3	5	20	8	23	19	8	9	1	134
2027	6	8	9	14	10	4	3	10	18	21	20	16	7	3	149
2028	6	8	9	11	15	12	3	6	9	49	18	17	15	2	182

Table 54 – Prudhoe Partnership: SEMH Forecast January 2024 – January 2028

PRUDHOE PARTNERSHIP															
Final Forecasts															
Year Group	R	1	2	3	4	5	6	7	8	9	10	11	12	13	NOR Totals
2024	1	1	4	3	19	24	22	21	14	10	8	5	20	6	158
2025	3	1	1	4	6	34	54	28	22	18	9	8	6	22	217
2026	3	2	1	1	9	12	77	67	29	29	15	9	10	7	271
2027	3	2	3	1	2	17	26	96	71	39	24	15	11	11	320
2028	2	2	3	3	2	5	37	33	101	92	31	24	19	12	367

Table 55 – Prudhoe Partnership: Data and information received from first and middle school SENCos Autumn 2023

Prudhoe First Partnership	
Children in reception with EHCP	8
Reception Children needing Y5 Special School	6
Children in Y4 with EHCP	4
Children in Y1 to Y3 with EHCP	13

Prudhoe Partnership

Y5 have EHCP for SEND	5
Y5 need special school Y7	2
Y6 with a COSA Application	2
Children in Y7 with EHCP	1
Y7 children needing Y9 Special School	1
Y7 with a COSH Application	2
Children in Y8 with EHCP	6

Commentary

The outturn figure for January 2023 of 72 students with ASD residing in the Prudhoe Partnership bucks the trend of the majority of partnerships in the county as it shows a reduction in relation to the forecast figure of 76. However, the forecast at Table 53 aligns with the majority of partnerships by indicating growth of around 20% year on year in ASD students for the rest of the forecast period.

Of more concern is the outturn for the number of SEMH students in the Prudhoe Partnership – the figure for January 2023 is 116 students compared to a forecast of 65 students. As result, the forecast for growth in SEMH students in Prudhoe at Table 54 is significantly higher than that of the previous version of this strategy. The new forecast indicates high growth in the earlier years of the forecast e.g. 37% between January 2024 and January 2025 but reducing to 15% growth between January 2027 and January 2028. For comparison purposes, the number of students with SEMH forecast to be 58 in January 2027 in Prudhoe previously is now forecast to be 327. However, given the significant rise in the forecast in Table 54, caution will be applied until further outturn data is received in the coming years.

It is proposed that provision in the Prudhoe Partnership is considered with Haydon Bridge, Hexham and Ponteland as part of a wider solution for the West locality when identifying solutions as part of the roll-out of the 3-point programme.



Seaton Valley Partnership

Current Provision

Provision	Age range	Needs met	Capacity	Number on Roll Jan 22 Census
Additional resourced provision, School/Astley High School (Temporary)	9-18	ASD; MLD; SLCN	tbc	tbc
Specialist support base: Seaton Sluice First	2-9	ASD; PMLD	14	13

SEN Forecasts

Table 54 – Seaton Valley Partnership: ASD Forecast January 2024 – January 2028

SEATON VALLEY PARTNERSHIP															
Final Forecasts															
Year Group	R	1	2	3	4	5	6	7	8	9	10	11	12	13	NOR Totals
2024	0	0	0	2	0	0	0	0	0	2	0	0	1	0	6
2025	0	0	0	0	2	0	0	0	0	0	2	0	0	1	5
2026	0	0	0	0	0	2	0	0	0	0	0	2	0	0	4
2027	0	0	0	0	0	0	2	0	0	0	0	0	2	0	4
2028	0	0	0	0	0	0	0	2	0	0	0	0	0	2	4

Table 55 – Seaton Valley Partnership: SEMH Forecast January 2024 – January 2028

SEATON VALLEY PARTNERSHIP															
Final Forecasts															
Year Group	R	1	2	3	4	5	6	7	8	9	10	11	12	13	NOR Totals
2024	0	0	0	0	0	1	0	2	0	0	1	0	2	0	6
2025	0	0	0	0	0	0	1	0	2	0	0	1	0	2	6
2026	0	0	0	0	0	0	0	1	0	2	0	0	1	0	4
2027	0	0	0	0	0	0	0	0	1	0	2	0	0	1	4
2028	0	0	0	0	0	0	0	0	0	1	0	2	0	0	3

Table 56 – Seaton Valley Partnership: Data and information received from SENCos Autumn 2023

Seaton Valley First Partnership	
Children in reception with EHCP	9
Reception Children needing Y5 Special School	5
Children in Y4 with EHCP	5
Children in Y1 to Y3 with EHCP	19

Seaton Valley Partnership

Y5 have EHCP for SEND	3
Y5 need special school Y7	2
Y6 with a COSA Application	3
Children in Y7 with EHCP	8
Y7 children needing Y9 Special School	3
Y7 with a COSH Application	1
Children in Y8 with EHCP	4

Commentary

As for the forecasts set out in the previous version of this strategy, Tables 55 and 56 continue to indicate little or no growth in the number of students with ASD and SEMH residing in the partnership.

As a result, the partnership will be timetabled near the end of the consultation programme. In any event, given its location in the South East of the county, it is expected that any additional provision established in the South East locality would address any need arising from the Seaton Valley Partnership should future forecasts indicate growth in need





Section 6

Ideas/models to increase Specialist School Capacity and Proposed Timescales for implementation



The comparison of data set out for each school partnership in the first iteration of this strategy compared to this version indicates that while there is generally slight growth in ASD forecasts, there is a significant growth in the forecast numbers of students with SEMH as a primary need across the county; only Seaton Valley and Haydon Bridge Partnerships are showing no growth in SEMH numbers.

As stated in the first publication of this strategy, the programme for consultation with partnerships will be reviewed annually to ensure that focus is applied to those areas of the county with the most pressing need for additional specialist capacity across Northumberland. As a result, the table below suggests how this increased demand could be met across Northumberland. The ideas and models are suggestions and each of these options would be discussed with each partnership of schools and relevant special school.

Partnership	Potential Model	Funding option	Approximate funding level	Timetable completion	Timetable Consultation
NORTH					
Alnwick	Consultation on various options, including new build Barndale	SCIP; capital receipts; S106; Council Funding; Basic need	£8m to £12m	September 2025 earliest	September 2024
Berwick	SEN Units at St Mary's CE Primary and Berwick Academy approved as part of overall Berwick reorganisation to primary/secondary.	Berwick capital funding	£8m to £12m	July 2023	Achieved – St Mary's SEN Unit will open September 2025 Berwick Academy SEN Unit will open September 2026
Coquet	Barndale@Amble 50 place ASD SEMH all age provision in the refurbished middle school building as part of overall Coquet reorganisation to primary/secondary.	Coquet capital and DfE SEND specialist place funding.	£4m to £6m	September 2024	Achieved – satellite site will open as planned in September 2024

Partnership	Potential Model	Funding option	Approximate funding level	Timetable completion	Timetable Consultation
SOUTH EAST/CENTRAL					
Ashington/Hirst	<p>Consultation on options to increase specialist and AP provision in mainstream.</p> <p>Growth at NCEA Castle to reduce out of county placements has been achieved e.g. Northern Counties/Percy Hedley</p>	<p>SEND specialist place funding. High Needs block commissioned places.</p> <p>Expansion on existing sites</p>	To be confirmed following consultation	September 2025	Brought forward to Spring/Summer terms 2024 in light of significant growth in numbers.
Blyth/Bede	<p>Free school open 2023.</p> <p>Consultation on Specialist mainstream based provision</p>	<p>DfE</p> <p>SCIP; capital receipt; S106; Council Funding; Basic Need</p>	<p>£1.1m</p> <p>tbc</p>	<p>September 2023</p> <p>September 2027</p>	<p>Complete</p> <p>September 2026 – March 2027</p>
Bedlington	Expand Cleaswell Hill to meet the needs of ASD students on former Guidepost Middle School land	SCIP; capital receipts; S106; Council Funding; Basic need	£2m to £3m	September 2024	Achieved – Cleaswell increased capacity by 30 places to 217 in September 2023
Cramlington	<p>Hillcrest potential to become all age provision on current site</p> <p>Consultation on potential specialist and AP mainstream provision</p>	DfE bid or SCIP; capital receipts; S106; Council Funding; Basic need	£8m to £12m	September 2025	September 2024
Morpeth	Consultation on potential specialist and AP mainstream provision	SCIP; capital receipts; S106; Council Funding; Basic need	tbc	September 2026	March- September 2025
Seaton Valley	ARP part of Astley new school build. Number of places and admission criteria need further development. Primary specialist provision and secondary specialist provision		None as part of the main Astley/Whytrig scheme	Complete – subject to review	Complete – status of ARP to be reviewed Autumn 2024

Partnership	Potential Model	Funding option	Approximate funding level	Timetable completion	Timetable Consultation
SOUTH EAST/CENTRAL (CONTINUED)					
PRU	Relocate PRU to Seghill and change age range to KS3 and KS4, and expand to include some medium term placements. Mix of permanent and assessment places.	Former Atkinson House building	None	October 2022	Achieved
WEST					
Haydon Bridge	Primary SEMH (Lodge HB)	SCIP; capital receipts; S106; Council Funding; Basic need	tbc	September 2025 earliest	January - March 2025
Hexham					
Ponteland	Relocation of Emily Wilding Davison schools to create additional places planned to be open Sept 2022. Phase 2 works to co-locate services and expand the vocational offer	Additional funding would be required to carry out phase 2 works.	£5.5m	School - September 2022 Co-located services - September 2023	Complete
Prudhoe	Potential options for specialist and AP provision in mainstream in light of Hexham/Haydon Bridge solutions	SCIP; capital receipts; S106; Council Funding; Basic need	tbc	September 2026 earliest	January - March 2025

Consultation and refining and developing options for Capacity Growth at a Local level

As set out in [Section 4](#), one part of the 3-part methodology for identifying the need for SEND capacity across the county is through the development of proposed solutions in collaboration with school partnerships, the outcomes of which will be consulted on with parents and the wider community.

In line with the timetable set out in [Section 6](#), consultation begins with workshops organised with the relevant headteachers/senior leaders of mainstream schools and academies and headteachers /senior leaders of special schools and academies; other relevant parties may also be invited to collaborate if there are specific areas to address within a partnership. Relevant and up to date data and information will be shared with partners, and it is envisaged that local information from partners working on the ground can also be shared in order to assist in forming solutions.

The purpose of the workshops will be to develop and refine clear, agreed proposals that all partners believe are the right solutions for the communities in that specific area of the county. Approval to consult with parents, stakeholders and the wider community on the proposed solutions will then be sought from the Council's Executive and this will include opportunities for further options to be considered.



Section 7

Funding



In order to increase specialist capacity across Northumberland a significant amount of funding will be required to meet the predicted growth in places. The initial ideas on how this could be achieved is set out in [Section 6](#). There are a number of grant funding streams that can be utilised to support growth as well as funding already identified as part of the Council's Medium Term Financial Plan as well as capital contributions from section 106 developer contributions.

NCC Funding

Capital Funding of £17m has already been identified within the council MTFP to grow capacity at a strategic level. An allocation of £1,057,675.30 in 2021/22, was approved by Cabinet as the capped contribution to the free school in Blyth. The remaining funding is available to allocate to potential projects identified in [Section 5](#).

Year	Allocation
2022-23	£ 5,942,342
2023-24	£10,000,000
Total	£15,942,342

DfE Specialist Capacity Growth Funding

In light of the increasing demand for specialist places nationally DfE have been providing local authorities with funding for the expansion of SEND specialist places with Northumberland's allocation being as detailed opposite.

Year	Allocation
2021-22	£ 851,302
2022-23	£1,253,875
2023-24	£2,450,813
Total	£4,555,517

Education Infrastructure Section 106 funding

The Council's Education Infrastructure Contribution Policy was approved for implementation by Cabinet in December 2017. In 2021 the Council's Cabinet approved an update to the policy specifically in order to approve an increase in the requested contribution towards SEND provision in the county to reflect the increased number of young people in the County requiring specialist provision. The table below shows the current expected level of funding that could be made available to support expansion of special provision as detailed in this strategy.

Locality Area	Value
North (Berwick, Alnwick and Coquet)	£1,637,097
South East/Central (Morpeth, Ashington, NCEA, Blyth, Bede, Bedlington, Cramlington, Seaton Valley)	£1,804,356
West (Haydon Bridge, Hexham, Prudhoe, Ponteland)	£396,000
Total	£3,837,453

Other funding

Current unallocated basic need funding of £5,356,528 has been allocated to Northumberland for 2023/24, for places in September 2023. Whilst this grant is allocated to provide additional school places it isn't ring fenced so could be used to support growth in places in special schools. There could be future opportunities within the lifetime of this strategy to bid for additional central government funding as well as future years grant funding allocations from DfE.

Conclusion

As stated previously, this strategy represents the first time attempt by Northumberland to apply a place planning methodology to predict the number of specialist places likely to be required over the next 5 years in the same way as mainstream school places are forecast. The outcomes of the forecast mean that an informed 5-year programme of consultation with stakeholders on potential options for increasing and/or improving specialist provision is able to be put in place. Key to this programme will be the focus on identifying how the needs of our most vulnerable children and young people can be met as close to their home communities as possible.

The predictions contained within this strategy do not include the potential impact of future interventions or strategies and will therefore continue to be updated on an annual basis in order that information used to plan and grow capacity is reflective of the demands for specialist provision as the impact of interventions and strategies currently being implemented across Northumberland becomes clear.

Capital funding to support growth in places

Funding	Value
NCC Capital	£15,942,324
SEND Specialist Places Grant	£4,555,517
Section 106 funding	£5,388,156
Total	£25,885,997

In the previous version of this strategy, the data presented for each school partnership suggested the growing demand for specialist capacity in the county would require a further 700 special school places required by 2026. There have been a significant number of specialist places added or approved to be added to provision across the county since that forecast. However, as can be seen from the updated forecasts in Section 4, for many partnerships demand for specialist education provision and alternative provision continues to increase, especially in relation to SEMH needs.

Section 5 sets out the potential timescales of consultation with partnerships yet to be consulted, together with very high level costs which would be dependent on any options that were approved for implementation, with affordability and sustainability of any plans for growth being key factors in such options. However, given the forecast numbers of children and young people who will require specialist provision in ASD and SEMH within their own communities, it is becoming clear that much of this provision will need to be established within our mainstream schools and academies.

Contact Us

Northumberland County Council,
County Hall,
Morpeth
NE61 2EF

Website www.northumberland.gov.uk